



SUMO II

CHARACTERISTICS

- DUAL PUMP MODULES AS STANDARD FOR MAXIMUM UPTIME AND REDUNDANCY.
- HIGH PRESSURE AND FLOW RATE FOR VERY EXTENSIVE SYSTEMS
- 380 CM³/MIN (2x 190 CM³/MIN PER MODULE)
- 400 BAR (5880 PSI)
- ELECTRICAL DUAL LINE INVERTER INTEGRATES DIRECTLY ONTO OUTLET.
- MINIMUM LEVEL CAPACITANCE SWITCH AND VISUAL MAXIMUM LEVEL AS STANDARD.
- HANDLES-GREASE NLGI 2.
- SUPPLIED ON A FIXING PALLET AS STANDARD FOR EASE OF TRANSPORTATION- AND INSTALLATION.

APPLICATIONS

- HEAVY DUTY APPLICATIONS IN DEMANDING ENVIRONMENTS
- STEEL INDUSTRY
- PULP & PAPER
- CEMENT WORKS
- STEEL PLANT
- OFF-SHORE
- LARGE CRANES AND LOADING EQUIPMENT

ELECTRIC PUMP SOLUTION SUMO II

THE FLEXIBLE HIGH PERFORMANCE HEAVY DUTY

DUAL PUMPING MODULE

The **SUMO II** pump is the ideal electric DropsA pump for use with dual-line systems.

The two pumps installed using the dual configuration guarantees a maximum pressure of 400 bar in redundancy mode. Configured in this way, it also works even if one of the two pumps should stop.

INSTRUMENTATION AND MODULES

SUMO II can be equipped with sophisticated additional modules to adapt the pump to complex applications using DropsA standard products.

QUICK SWAP SYSTEM

Both **PUMPING MODULES** can be quickly replaced. In fact, it not necessary to take any action on the pipework and connections, reducing downtime during maintenance to practically zero.

DUAL LINE OR SINGLE LINE IS EASY

The outlet plate fixing system has both Pressure and Return ports. The outlets are directly compatible with Dropsa's electrical or pneumatic line inverters (including Modular version).



DUAL LINE SYSTEM

SIMPLE AND RELIABLE PARTICULARLY IN HARSH ENVIRONMENTAL

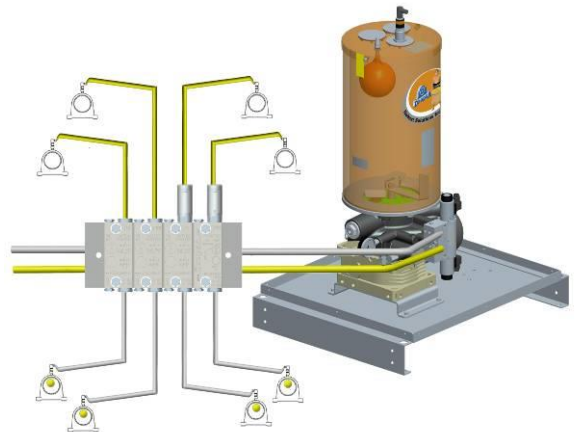
The lubrication systems designed with the dual-line system are generally used for lubricating several points on over-size machinery and in uncomfortable functioning conditions.

The system can grow to a very complex one with a length that often can exceed 60 meters. The large section of pump packages together with many custom design options allows any lubrication system to be developed reliably and cost-effectively.

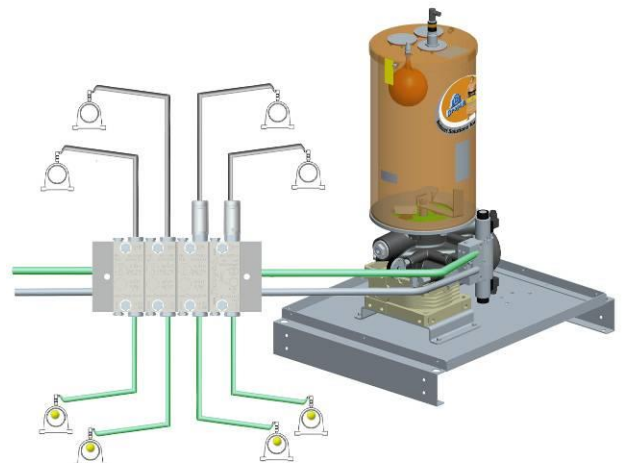
ADVANTAGES:

1. Can be used at high pressures.
2. Easily to expand or modify the system
3. The modular elements allow for the element to be changed quickly without disconnecting the pipework.
4. In the event that a point to be lubricated becomes blocked or is not adequately lubricated, the rest of the system is not influenced and continues to operate normally.

PRESSURISATION LINE 1



PRESSURISATION LINE 2





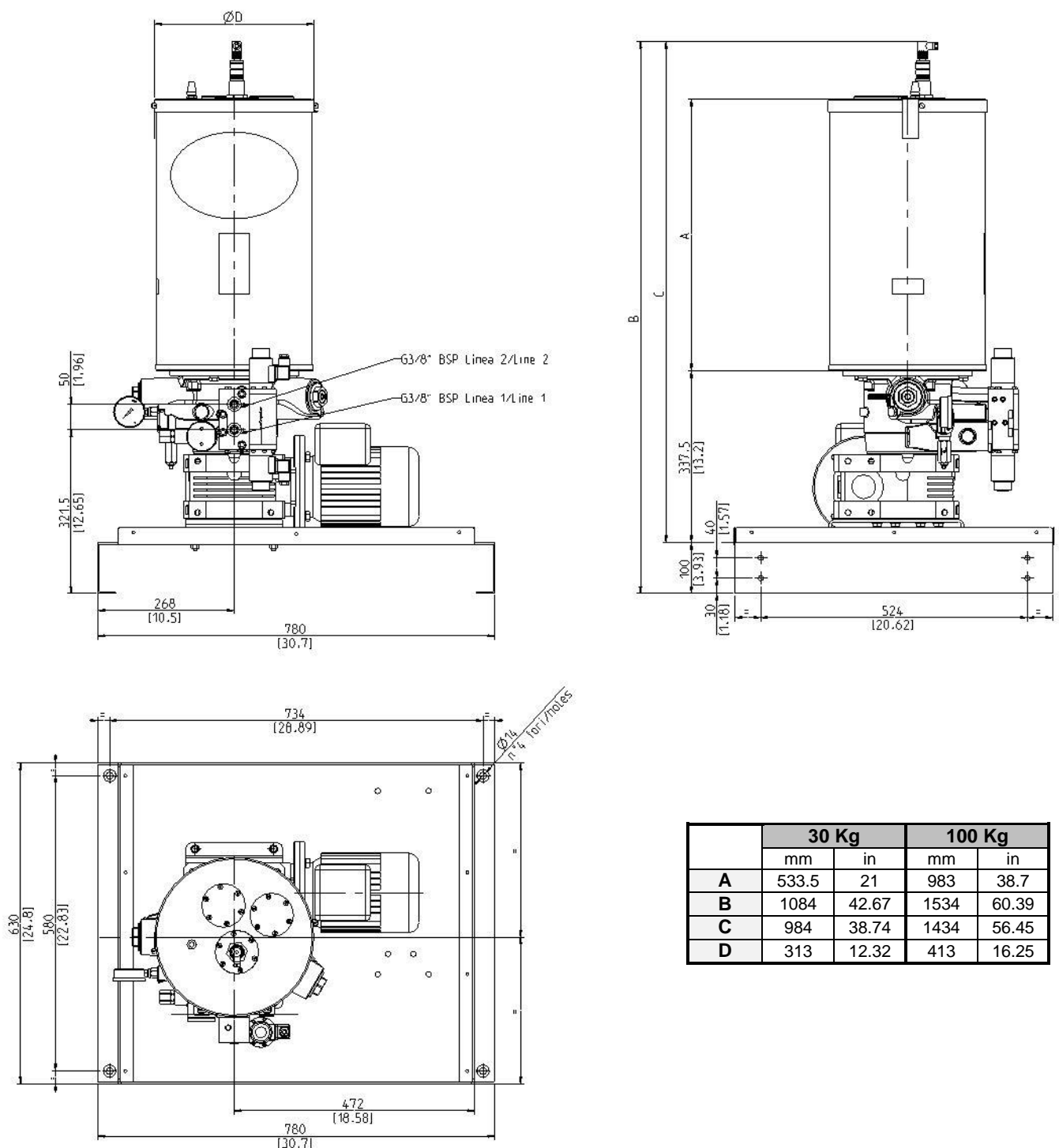
SUMO II

TECHNICAL INFORMATION

TECHNICAL CHARACTERISTICS

Max pressure	5880 psi (400 bar)
Output Flow Delivery	380 cm ³ / min (22.8 cu. in/min) total (standard) 190 cm ³ (11.59 cu. in) single pumping
Operating Temperature	- 10 ÷ + 50 °C (+14÷122F)
Operating Humidity	90% max
Protection grade	IP 55
Viscosity at operating temperature	Mineral oil lubricants Min. 32 cSt max. 1000 cSt

DIMENSIONS



	30 Kg		100 Kg	
	mm	in	mm	in
A	533.5	21	983	38.7
B	1084	42.67	1534	60.39
C	984	38.74	1434	56.45
D	313	12.32	413	16.25



SUMO II

ORDERING INFORMATION

N.B. The part number of the pump is composed by 7 numbers. Numbers 8, 9 e 11 must be used only for additional options.


				Standard			Optional				
				Data base	4°	5°/6°	7°	8°	9°	10°	11°
PUMP				245	0	00	0	0	0	0	0
	DESCRIPTION	Part No.	CODE								
Reservoir	-	-	0								
	30kg	0295080	1								
	100kg	0295090	2								
Triphase electric motor	Motor not present	-	00								
	STANDARD IE2 230/400V 50Hz - 280/480V 60Hz	3301081	01								
	440 V 60 Hz	3301650	02								
	440 V 60 Hz with anti-condensation heater 110V AC	3301651	03								
	460 V 60 Hz	3301652	04								
	575 V 60 Hz	3301653	05								
	500 V 50 Hz	3301654	06								
	525 V 50 Hz	3301655	07								
	550 V 50 Hz	3301656	08								
	380 V 60 Hz	3301659	09								
	UL and CSA standard with IE2 230/ 400V 50 Hz - 280/480V 60Hz	3301528	50								
	440 V 60 Hz	3301670	51								
	460 V 60 Hz	3301671	52								
	460V 60Hz with anti-condensing heater 120V	3301556	53								
	575 V 60 Hz	3301672	54								
	500 V 50 Hz	3301673	55								
	550 V 50 Hz	3301674	56								
	UL and NEMA standard 230/460V 60 Hz	On request	80								
Pneumatic motor		3301539	95								
	Inverter NOT PRESENT	-	0								
4/3 Valve	24 V DC	0083550	1								
4/2 Electromagnetic inverter	24 V DC	0083560	2								
4/2 electro pneumatic inverter	24 V DC	0083580	3								
Hydraulic inverter		0086450	4								
Optional											
Minimum Level	Laser level standard 24V cc Out NO e NC (1 threshold)	0295131	0								
	Laser with 2 outlets digital configurable and 4÷20mA	0295130	1								
	Float Reed for oil 30kg	0295150+3130138	2								
	Float Reed for oil 100kg	0295160+3130138	3								
Maximum Level	Floating visual level	0295100	0								
	Laser 24V cc Out NO and NC (1 threshold)	0295131 (for 30kg and 100kg)	1								
Heating Band	Heating Band NOT PRESENT	-	0								
	100 kg Pump Heating Band	0295065	1								
	30 kg Pump Heating Band	0295066	2								
Pumping elements	The pump is equipped with 2 pumping elements with fixed flow rate	0296080	0								
	1 pumping element with fixed flow rate	0296080+ 0295049 +3190489- 3190491	1								



SUMO II

OPTIONAL		CODES
Oil conversion	Min/max oil level float kit 30 Kg (66lb)	0295150
	Min/max oil level float kit 100 Kg (220lb)	0295160
	Filling cap with filter	3130138
Terminal Box bracket	Bracket for installing a terminal wiring box onto the base pallet	3044455
Terminal	Terminal box	0291655
Electrical control box Bracket	Bracket for installing a control box onto the base pallet	3044456
Metal pallet	Metal Pallet used as the base of the packaging and also for installation of the pump	0297150

SPARE PARTS		CODES
Motors	3Ph - 0,75 Kw IE2- 230Δ/400Y 50Hz 280Δ/480Y 60Hz	3301081
	3Ph UL e CSA - 0,75 Kw IE2- 230Δ/400Y 50H 280Δ/480Y 60Hz	3301528
Reducer i=40		3301608
Maximum mechanical level kit 30 and 100 Kg (grease)		0295100
Laser probe assembly 30÷100 Kg - 24V cc Out NO e NC (1 threshold)		0295131
Laser level kit 24V cc Out 4÷20mA/2 NO (4 thresholds) – 30 Kg		0295130
Laser level kit 24V cc Out 4÷20mA/2 NO (4 thresholds) – 100 Kg		
Minimum level kit (250V AC) 30 kg (grease)		0295009
Stirring paddle filter		0297155
O-ring reservoir		3190485
Bypass		0234815
Pressure gauge 0 - 600 Bar		3292171
Pumping		0296080C
Metallic pallet		0297150



C2248PE WK 03/17

Dropsa products can be purchased from Dropsa subsidiary and Dropsa sales representatives, visit www.dropsa.com/contact or contact us sales@dropsa.com

Info Distributor: