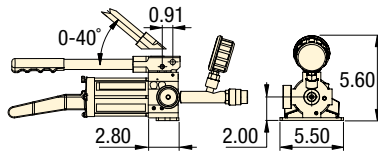


▼ HP350DMIN

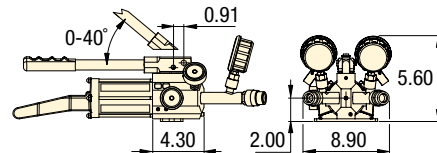


- HP-S , HP-D and HP-SD pump ranges are operable at all angles and are highly resistant to accidental spillage of hydraulic fluid (certified)
- The Single-Port and Twin-Port Hand Pumps are also available with ATEX rating, which are certified for use in hazardous areas II 2G Ex h IIB T5 Gb, II 2D Ex h IIIC T212°F Db.

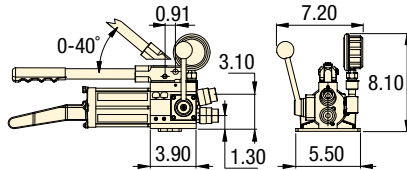
HP350/550/1000S



HP350/550/1000D



HP350/550/1000SD



HP Series



**HYDRAULIC SEALED
HAND PUMPS**

Maximum Pressure Rating:

1st Stage: 200 psi

2nd Stage: 10,000 psi

Pump Type:

2-Speed



Pump Ratings

The Hydraulic Single Port, Twin Port and Double-Acting Hand-Pump

(and hoses) are tailored for use with

hydraulic equipment. Each pump's output is regulated to 10,000 psi and is delivered from threaded 3/8" NPT output ports.

The pumps and hoses can be used with any 10,000 psi rated hydraulic equipment within their oil capacity specification. The HP range of hydraulic hand pumps have been designed with a seal oil reservoir, which allows the pumps to be used in any orientation without the risk of oil spills or air contamination.

10,000 PSI HOSES

Available to purchase separately

Model Number	Description
302701-01	Hydraulic Hose 6.5 feet
302702-01	Hydraulic Hose 13 feet
302705-01	Hydraulic Hose 10 feet
302706-01	Hydraulic Hose 16.4 feet
302707-01	Hydraulic Hose 19.6 feet
1440008-01	ATEX Hydraulic Hose 6.5 feet
1440013-01	ATEX Hydraulic Hose 13 feet
1440014-01	ATEX Hydraulic Hose 19.6 feet

Model Number Hand Pump Kit		Type *	Nominal Oil Capacity (in ³)	Useable Oil Capacity (in ³)	Oil Volume per Stroke (in ³)		Max. Handle Effort (ft.lb)	Piston Stroke (in)	Overall Length (in)	Box Dimensions (in)	Pump Weight (lbs)	Kit Weight (lbs)	Tool Number
Standard	ATEX				1st Stage	2nd Stage							
HP350SMIN	HP350SMINEX	SA, SP	21.4	18.3	0.221	0.047	73	0.71	21.8	9.8 x 7.1 x 23.6	9.7	10.8	HP350S
HP550SMIN	HP550SMINEX	SA, SP	35.4	33.6	0.221	0.047	55	0.71	25.3	9.8 x 7.1 x 27.6	11.2	13.0	HP550S
HP1000SMIN	HP1000SMINEX	SA, SP	67.7	61.0	0.221	0.047	46	0.71	34.1	9.8 x 7.1 x 35.4	13.4	15.7	HP1000S
HP350DMIN	HP350DMINEX	SA, TP	21.4	18.3	0.221	0.047	73	0.71	22.8	9.8 x 7.1 x 23.6	14.3	15.9	HP350D
HP550DMIN	HP550DMINEX	SA, TP	35.4	33.6	0.221	0.047	55	0.71	26.3	9.8 x 7.1 x 27.6	15.9	17.9	HP550D
HP1000DMIN	HP1000DMINEX	SA, TP	67.7	61.0	0.221	0.047	46	0.71	35.2	9.8 x 7.1 x 35.4	15.7	20.5	HP1000D
HP350SDMIN	—	DA	21.4	18.3	0.221	0.047	73	0.71	18.0	9.8 x 7.1 x 23.6	11.7	12.5	HP350SD
HP550SDMIN	—	DA	35.4	33.6	0.221	0.047	55	0.71	22.8	9.8 x 7.1 x 27.6	12.6	13.2	HP550SD
HP1000SDMIN	—	DA	67.7	61.0	0.221	0.047	46	0.71	30.3	9.8 x 7.1 x 35.4	13.0	13.9	HP1000SD

* SA = Single-Acting DA = Double-Acting
SP = Single Port TP = Twin Port