

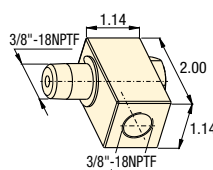
# Hydraulic Oil, Manifolds and Fittings



## 3/8" Swivel Connector


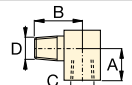

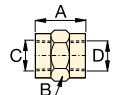

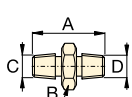

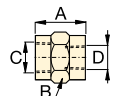
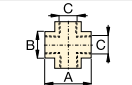

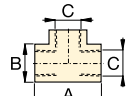

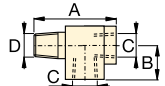
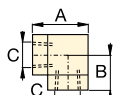

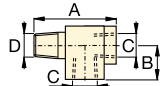
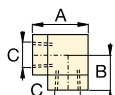

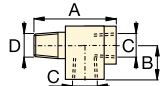
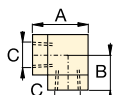

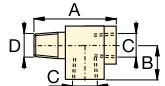
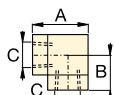

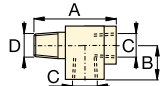
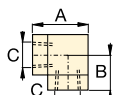

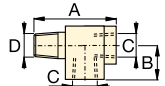
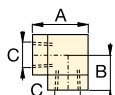

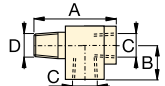
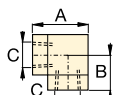

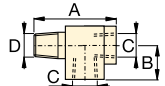
360 degree swivel coupler for optimal orientation of the hydraulic connection on cylinders, pumps and hoses.

Order Model Number **XSC1**



**A, AM  
BFZ  
FZ  
HF  
Series**



Fittings, max. 10,000 psi			Model Number	Dimensions (in)		Series			
				A	B	C	D		
Street Elbow				FZ1616	0.94	1.30	3/8"-18 NPTF	3/8"-18 NPTF	
From:	3/8"-NPTF Male								
To:	3/8"-NPTF Female								
Reducing Connector				FZ1615	1.13	1.00	3/8"-18 NPTF	1/4"-18 NPTF	
From:	3/8"-NPTF Female								
To:	1/4"-NPTF Female								
From:	1/2"-NPTF Female			FZ1608	1.50	0.63	1/4"-18 NPTF	1/4"-18 NPTF	
To:	3/8"-NPTF Female								
To:	3/8"-NPTF Female		FZ1619	2.00	0.75	3/8"-18 NPTF	3/8"-18 NPTF		
To:	3/8"-NPTF Female		FZ1617	1.47	0.75	3/8"-18 NPTF	3/8"-18 NPTF		
Hexagon Nipple				FZ1614	1.14	1.00	3/8"-18 NPTF	3/8"-18 NPTF	
From:	To:								
1/4"-NPTF	1/4"-NPTF		FZ1605	1.14	0.75	1/4"-18 NPTF	1/4"-18 NPTF		
3/8"-NPTF	3/8"-NPTF								
3/8"-NPTF	3/8"-NPTF			FZ1612	1.77	1.00	3/8"-18 NPTF	-	
3/8"-NPTF	3/8"-NPTF								
Coupling				FZ1613	1.77	1.00	3/8"-18 NPTF	-	
From:	To:								
3/8"-NPTF	3/8"-NPTF		FZ1637	1.77	0.94	1/4"-18 NPTF	-		
1/4"-NPTF	1/4"-NPTF								
Cross				FZ1612	1.77	1.00	3/8"-18 NPTF	-	
From:	To:								
3/8"-NPTF	3/8"-NPTF		FZ1637	1.77	0.94	1/4"-18 NPTF	-		
1/4"-NPTF	1/4"-NPTF								
Street Tee				FZ1612	1.77	1.00	3/8"-18 NPTF	-	
From:	To:								
3/8"-NPTF Female	3/8"-NPTF Male		BFZ16312	2.20	1.02	3/8"-18 NPTF	3/8"-18 NPTF		
To:	3/8"-NPTF Male								
Elbow				FZ1612	1.77	1.00	3/8"-18 NPTF	-	
From:	To:								
3/8"-NPTF	3/8"-NPTF		FZ1638	1.41	0.94	1/4"-18 NPTF	-		
1/4"-NPTF	1/4"-NPTF								
Reducer				FZ1612	1.77	1.00	3/8"-18 NPTF	-	
From:	To:								
3/8"-NPTF	1/4"-NPTF		FZ1630	0.75	0.75	1/4"-18 NPTF	3/8"-18 NPTF		
1/4"-NPTF	1/2"-NPTF								
3/8"-NPTF	G1/4"		BFZ1630	1.10	0.86	1/4"-18 NPTF	1/2"-14 NPTF		
			BFZ16301	0.75	0.75	G1/4"	3/8"-18 NPTF		
Adaptor				FZ1612	1.77	1.00	3/8"-18 NPTF	-	
From:	To:								
G1/4"	1/4"-NPTF		BFZ16411	1.22	0.75	1/8"-27 NPTF	G1/4"		
G1/4"	1/8"-NPTF								
G3/8"	1/4"-NPTF		BFZ16421	1.69	0.94	1/4"-18 NPTF	G3/8"		
G3/8"	3/8"-NPTF		BFZ16323	1.69	0.94	3/8"-18 NPTF	G3/8"		
Adaptor				FZ1612	1.77	1.00	3/8"-18 NPTF	-	
From:	To:								
1/4"-NPTF	3/8"-NPTF		FZ1055	1.18	0.75	1/8"-27 NPTF	1/4"-18 NPTF		
1/4"-NPTF	1/8"-NPTF								
1/2"-NPTF	3/8"-NPTF		FZ1634	1.75	1.13	3/8"-18 NPTF	1/2"-18 NPTF		
Swivel Fitting				FZ1660	1.59	0.88	3/8"-18 NPTF	3/8"-18 NPSM	
From:	To:								
3/8"-NPTF Male	3/8"-NPSM Female								