

▼ PUJ1200B



## Heavy on Performance, Light on Weight



### Gauges

Minimize the risk of overloading and ensure long, dependable service from your equipment.

For use with the Economy pump the **G2535L** gauge and **GA3** gauge adaptor are suggested.

For a full range of gauges, please refer to the System Components section.

Page: **146**



### Hoses

Enerpac offers a complete line of high-quality hydraulic hoses. To ensure the integrity of your system, specify only genuine Enerpac hydraulic hoses.

Page: **136**



### Speed Chart

To determine how a specific pump will operate your cylinder, see the Pump-Cylinder Speed Chart in the 'Yellow Pages'.

Page: **409**

- Lightweight and compact design: 24 to 36 lbs
- Large easy-carry handle for maximum portability
- Two-speed operation reduces cycle times for improved productivity
- 115 VAC 50/60-cycle universal motor will operate under poor voltage supply
- 24 VAC remote motor control, 10 ft. length for operator safety
- Starts under full load
- High-strength molded shroud, with integral handle, protects motor from contamination and damage
- Designed for intermittent duty cycle.

▼ An Economy Pump PUJ1200B is used with a low-height cylinder RCS302 to reposition a Scissor lift to simplify maintenance.



Pump Type  (Used with cylinder)	Usable Oil Capacity  (gal)	Model Number *	Pressure Rating (psi)	
			1 <sup>st</sup> stage	2 <sup>nd</sup> stage
Single-Acting	0.5	<b>PUD1100B</b>	200	10,000
	1.0	<b>PUD1101B</b>	200	10,000
	0.5	<b>PUJ1200B</b>	200	10,000
	1.0	<b>PUJ1201B</b>	200	10,000
	0.5	<b>PUD1300B</b>	200	10,000
	1.0	<b>PUD1301B</b>	200	10,000
Double-Acting	0.5	<b>PUJ1400B</b>	200	10,000
	1.0	<b>PUJ1401B</b>	200	10,000

\* For 230 Volt applications replace 'B' suffix with 'E'.  
CE conformity marking only applies to pumps with an "E" suffix (230 V).



## About the Economy Pump

The Economy pump is best suited to power small to medium size cylinders or hydraulic tools.

Its lightweight and compact design make it ideal for applications which require easy transport of the pump. The universal motor works well on long extension cords or generator-driven electrical power supplies.

For further application assistance refer to the 'Yellow Pages'.

### PUD1100-Series

- Provides advance-retract of single-acting cylinders
- Ideal for punching applications
- For applications not requiring load holding
- 10 ft. cord with pendant controls motor and valve operation.

### PUD1300-Series

- Provides advance-hold-retract of single-acting cylinders
- Ideal for applications requiring load-holding
- For applications requiring solenoid valve operations
- 10 ft. cord with pendant controls motor and valve operation.

### PUJ-Series

- Manual valves provide advance-hold-retract tool operation
- Available with 3- and 4-way valves for single or double-acting cylinders
- 10 ft. cord with pendant controls the motor operation.

CE conformity marking only applies to pumps with an "E" suffix (230 V).



Page: 399

## PU Series



Reservoir Capacity:

**0.5 - 1.0 gallon**

Flow at Rated Pressure:

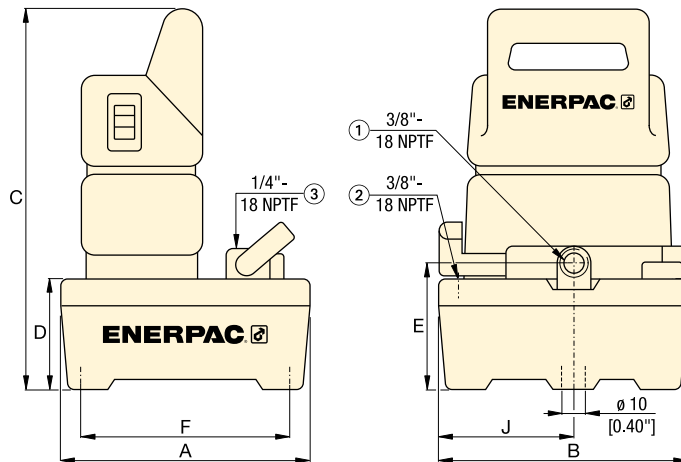
**20 in<sup>3</sup>/min**

Motor Size:

**0.50 hp**

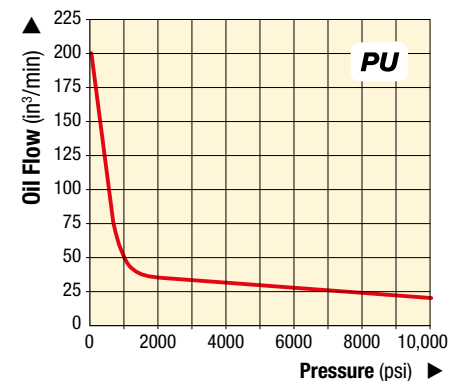
Maximum Operating Pressure:


**10,000 psi**



- ① Oil Outlet Port
- ② Tank Port
- ③ Gauge Port (PUJ1200 and PUJ1201 models only)

### OIL FLOW VERSUS PRESSURE



	Output Flow Rate (in³/min)		Valve Type	Valve Function	Current Draw	Motor Voltage	Sound Level	Dimensions (in)								Model Number *	
	1 <sup>st</sup> stage	2 <sup>nd</sup> stage															
								(Amps)	(VAC)	(dBA)	A	B	C	D			E
	200	20	Dump **	Advance/Retract	9.5	115	85	9.62	9.62	14.25	4.00	4.72	8.00	5.25	26	PUD1100B	
	200	20			9.5	115	85	14.50	12.18	14.72	4.15	5.12	12.74	5.62	35	PUD1101B	
	200	20	3/2 manual	Advance/Hold/Retract	9.5	115	85	9.62	9.62	14.25	4.00	4.72	8.00	5.25	26	PUJ1200B	
	200	20			9.5	115	85	14.50	12.18	14.72	4.15	5.12	12.74	5.62	35	PUJ1201B	
	200	20	3/2 solenoid	Dump & Hold	9.5	115	85	9.62	9.62	14.25	4.00	4.72	8.00	5.25	24	PUD1300B	
	200	20			9.5	115	85	14.50	12.18	14.72	4.15	5.12	12.74	5.62	31	PUD1301B	
	200	20	4/3 manual	Advance/Hold/Retract	9.5	115	85	9.62	9.62	14.25	4.00	4.72	8.00	5.25	29	PUJ1400B	
	200	20			9.5	115	85	14.50	12.18	14.72	4.15	5.12	12.74	5.62	36	PUJ1401B	

\*\* Electric dump valve for auto-retract of cylinders.