

Motion Controllers

V2.5, 4-Quadrant PWM
with RS232 or CAN interface

MCBL 3006 S

Values at 22°C		MCBL 3006 S	
Power supply electronic	U_B/U_{EL}	12 ... 30	V DC
Power supply motor ¹⁾	$-U_B$	0 ... 30	V DC
PWM switching frequency	f_{PWM}	78,12	kHz
Efficiency electronic	η	95	%
Max. continuous output current	I_{cont}	6	A
Max. peak output current ²⁾	I_{max}	10	A
Standby current for electronic (at $U_B=24V$)	I_{el}	0,06	A
Operating temperature range		-40 ... +85	°C
Housing material		zinc, black coated	
Mass		160	g

¹⁾ Only available for option 3085 (separate power supply)

²⁾ S2 mode for max. 9s

Interfaces	MCBL 3006 S RS	MCBL 3006 S CO
Interface	RS232	CAN (CiA)
Protocol	FAULHABER - ASCII	CANopen

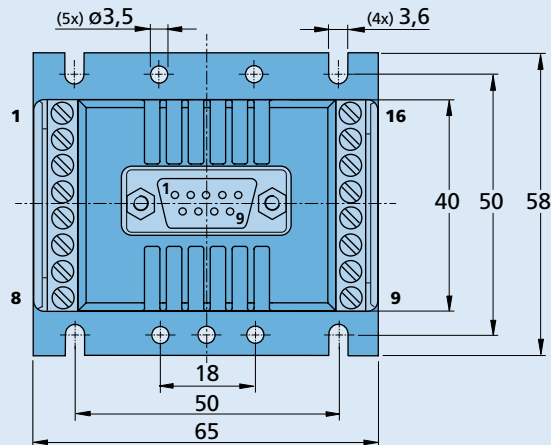
Basic features

- Supported sensor systems: analog Hall sensors
- Positioning resolution when using analog Hall sensors as position encoder: 3000 increments per revolution
- Max. 3 digital inputs, max. 1 digital output, 1 analog input. Not all I/Os available depending on wiring
- Setpoint specification via fieldbus, quadrature signal, pulse and direction or analog inputs
- Optional stand-alone operation via application programs with the RS232 interface version


Range of functions

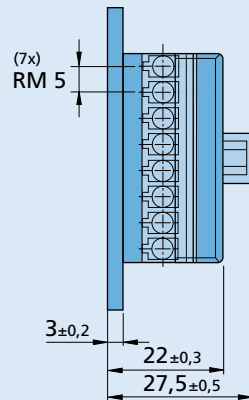
Operating modes (RS Versions)	Position, speed and torque control with setpoint specification via interface or analog. Position control with Gearing Mode or stepper motor operation. Operation as Servo Amplifier in voltage controller mode
Operating modes (CO Version)	Profile Position Mode (PP), Profile Velocity Mode (PV), Homing Mode.
Speed range for brushless motors with number of pole pairs 1	5 min ⁻¹ ... 30 000 min ⁻¹ (with sinus commutation)
Application programs	Available in versions with RS232 interface
Additional functions	Overload protection for electronics and motor, self-protection from overheating, over-voltage protection in generator mode.
Indicator	Trace as logger
Motor types	Brushless DC-motors with analog Hall sensors and number of pole pairs 1 or 2

Dimensional drawing



MCBL 3006 S

Scale reduced 



Options and connection information

Example product designation: **MCBL 3006 S RS 3085**

Option	Type	Description	Connection	
3085	Supply	Separate power supply for motor and electronics	No. Function	No. Function
			1 TxD / CAN_H	9 Sensor A
			2 RxD / CAN_L	10 Sensor B
			3 AGND	11 Sensor C
			4 Fault	12 U _{CC}
			5 AnIn	13 SGND
			6 U _B	14 Motor A
			7 GND	15 Motor B
			8 3. In	16 Motor C
			D-SUB connector	
			RS-232	
			No. Function	No. Function
			2 RxD	2 CAN_L
			3 TxD	3 GND
			5 GND	5 -
			7 -	7 CAN_H
			Note: For details on the connection assignment, see device manual MC.	

Product combination

Brushless DC-Motors	Cables / Accessories
2057 ... B 2232 ... BX4 2250 ... BX4 2444 ... B 3056 ... B 3242 ... BX4 3268 ... BX4 3564 ... B 4490 ... B 4490 ... BS	To view our large range of accessory parts, please refer to the „Accessories“ chapter.