



The H6630HYD Controller combines a simple, user-friendly operator interface with an electronic controller for a wide range of guiding applications. While in automatic mode, the closed loop control drives an electro-hydraulic servo/proportional valve to provide smooth and efficient operation.

When linked via industrial networks, the H6630HYD Controller can communicate to other H6630HYD Controllers, PLC's and SCADA systems. This level of communication permits users to collect data as well as provides both local and remote operational system control. Process set points and recipes can be downloaded from supervisory PLC's providing remote operation of multiple stations within the processing line.

The H6630HYD Controller offers quick set-up through user screens, with simple access to key parameters. Diagnostics alert operators to pending issues to help reduce downtime. Troubleshooting is facilitated through maintenance screens that prompt the user to the potential problems. The versatility of the H6630HYD Controller eliminates the need for user programming, yet provides flexibility through configuration to provide status, control and communication both locally or with other controllers. The H6630HYD Controller is available in several versions based upon the specific application.



SPECIFICATIONS

Power Requirements:

460 or 230 VAC, (+/- 10%) 3
ph,
48/65 Hz, 15 amp max.

Outputs:

5.9 amps continuous, 17.7 amp
peak

Sensor Power Supply:

24 VDC, 1 amp and +/- 15
VDC, +/- 667 mA

Digital and Analog I/O:

3 Analog Inputs
One (1) 12 bit, +/- 10 VDC
Two (2) 10 bit, +/- 10 VDC or 0-20
mA2 Analog Outputs Two (2) 10 bit,
+/- 10 VDC or 0-20 mA
6 Digital Input/Outputs
Three (3) bi-directional (input/output)
Three (3) dedicated inputs
Digital I/O:
Input 0 to +24 VDC at 6K ohms.
Output 0 to +24 VDC and 200
mA

Dimensions:

24"W x 30"H x 12"D
(610 mm x 762 mm x 305 mm)

Weight:

110lb (50kg)

Protection Class:

NEMA 4, IP 54

Protection Devices:

Fused disconnect, E-stop,
Lock Out/Tag Out (LOTO) switch

Connections:

Finger safe screw terminal blocks

Operating Temperature Range:

32-122° F (0-50° C)

Industrial Network Options:

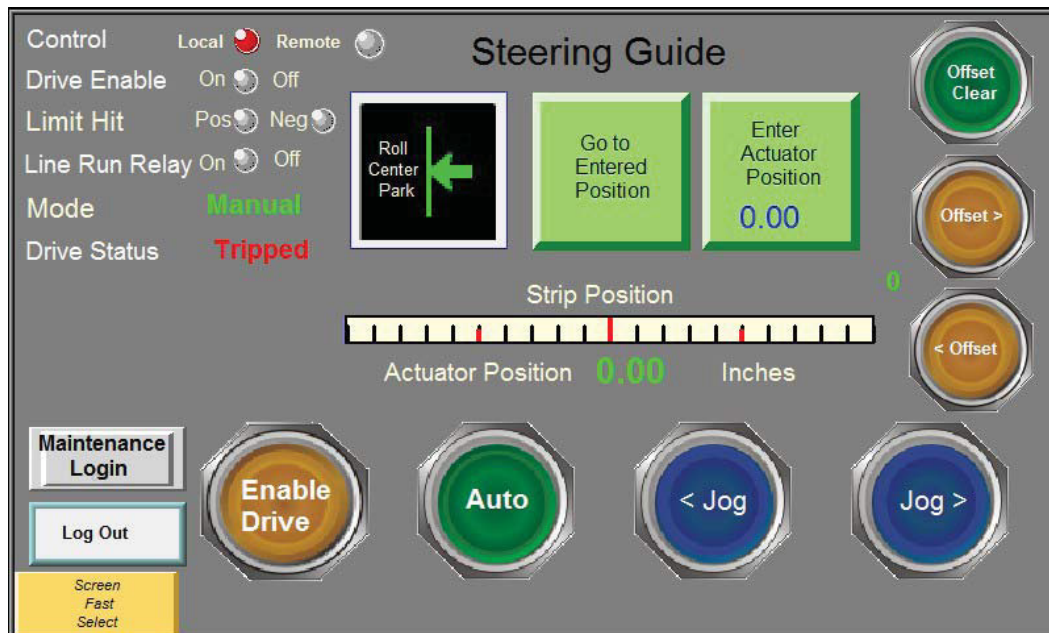
Ethernet/IP, Modbus TCP/IP,
Profinet, Profibus, DeviceNet,
CanOPEN, None

KEY FEATURES

- Multiple network communication protocols
- Graphic color touchscreen
- Programmable end of travel
- Fused disconnect (LOTO)
- Precise servo control
- Configurable offset control
- Absolute encoder for position accuracy
- IP 54 Protection Classification
- Thrust range: 500-6,500 lbs. (2.2-28.9 kN)

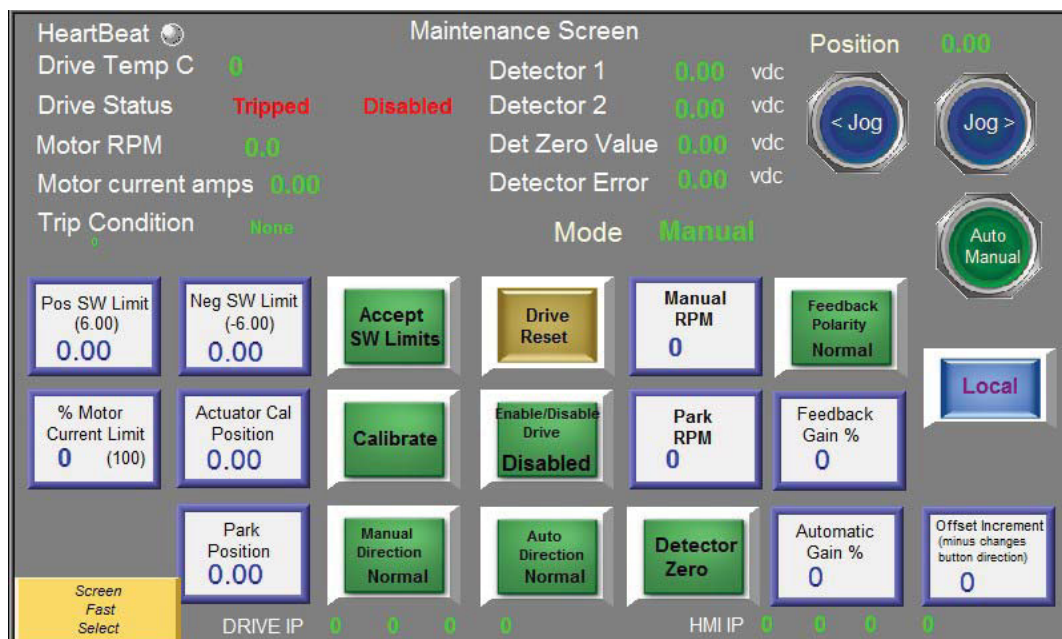
ADDITIONAL FEATURES

The H6630EM Controller has an operator interface that is a high resolution (800 x 480 pixel count) 7" color touchscreen display. It can control single and/or multiple AC servo motors. The controller has over-current protection which causes the drive to stop and generate an alarm to protect the motor and/or actuator. The H6630EM is compatible with all of Fives North American sensors and H5535 Series AC servo motors and actuators. Customized control modes are available for unique applications and for customer requirements. Installation and start-up are straightforward.



STANDARD CONTROLS

- Auto/Manual
- Jog In/Jog Out
- Roll Center
- Gain Adjust
- Detector Calibration
- Local/Remote Operation
- E-Stop



STANDARD STATUS UPDATES ALARMS AND FEATURES

- Detector Status
- Line Speed Input
- Strip and Guide Position Display
- Over Travel Alarm
- Over Temperature Alarm
- System Healthy
- Safe Drive – separate control and power circuits

The H6630EM is configured to accept the typical inputs and outputs required for strip and web guiding solutions. Control schemes are provided for standard options. Configuration values can be changed through the operator interface (HMI), no additional software or programming device is required. The key status and control parameters are viewed through the HMI for troubleshooting purposes. There are three levels of password protections available; operator, maintenance and supervisory.

Communications Screen

Setting IP address of Drive in HMI and Drive

1. Set desired drive IP address with keypad, parameters 16.10 thru 16.13, toggle 16.32, and perform a "1001" save per instructions
2. Enter Controller IP address here as entered or read from drive keypad 16.10 thru 16.13

172

16

11

12

3. Cycle power to the H6630 HMI and Drive

Return

Setting HMI IP address

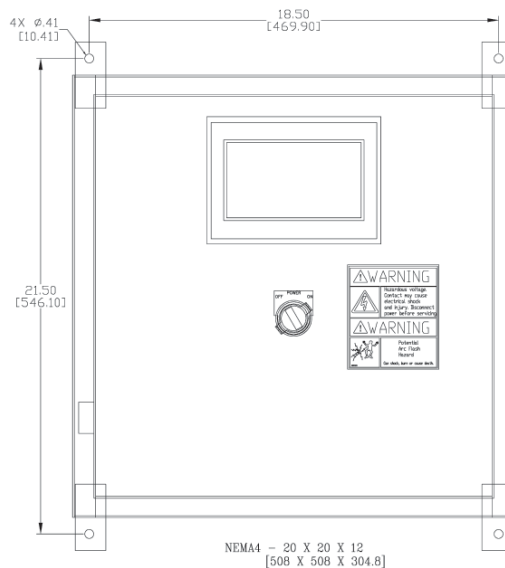
1. HMI screen lower right, touch "Left Arrow", touch "Wheel Symbol", enter password 11111.
2. Touch address number to be changed, enter new number with keypad, touch apply, then OK.
3. Cycle power to the H6630 HMI and Drive

Addresses currently being read and communicating

Controller IP	0	0	0	0
HMI IP	0	0	0	0

Screen
Fast
Select

Configuration and calibration are easily accomplished using the HMI. The H6630EM communicates with all common industrial networks and the controller program is provided on a USB device for user back-up and retention. It can communicate with any programmable logic controller that is based on the open international standard, IEC61131-3.



NORTH, CENTRAL AND SOUTH AMERICA

Tel +1.405.755.1600
Fax +1.405.755.8425
sales@maxcessintl.com
www.maxcessintl.com

INDIA

Tel +91.22.27602633
Fax +91.22.27602634
india@maxcessintl.com
www.maxcess.in

EUROPE, MIDDLE EAST AND AFRICA

Tel +49.6195.7002.0
Fax +49.6195.7002.933
sales@maxcess.eu
www.maxcess.eu

JAPAN

Tel +81.43.421.1622
Fax +81.43.421.2895
japan@maxcessintl.com
www.maxcess.jp

CHINA

Tel +86.756.881.9398
Fax +86.756.881.9393
info@maxcessintl.com.cn
www.maxcessintl.com.cn

KOREA, TAIWAN AND SE ASIA

asia@maxcessintl.com
www.maxcessintl.asia