

GEMÜ 0324

Electrically operated pilot solenoid valve



Features

- Robust design
- Coil easy to replace
- Option: integrated LED (M12 version)
- Multi-functional application possibilities due to various designs
- Modular battery mounting

Description

The GEMÜ 0324 directly controlled 3/2-way pilot solenoid valve is designed for direct mounting to pneumatically operated valves. The body is made of plastic. The coil is plastic encapsulated.

Technical specifications

- Media temperature: -10 to 50 °C
- Ambient temperature: -10 to 50 °C
- Operating pressure: 0 to 10 bar
- Nominal size : DN 2
- Electrical connection types: Plug, design A | M12 plug
- Supply voltages: 120 V AC, 50/60 Hz | 230 V AC, 50/60 Hz | 24 V AC, 50/60 Hz | 24 V DC
- Connection types: Threaded connection
- Body materials: PA
- Conformities: ATEX | EAC | SIL



Product line



Nominal sizes	DN 2	DN 2	DN 2
Voltage			
120 V AC, 50/60 Hz	●	●	●
230 V AC, 50/60 Hz	●	●	●
24 V AC, 50/60 Hz	●	●	●
24 V DC	●	●	●
Media temperature *	-10 to 50 °C	-10 to 50 °C	-10 to 50 °C
Operating pressure *	0 to 10 bar	0 to 10 bar	0 to 10 bar
Connection types			
Threaded connection	●	●	●

* depending on version and/or operating parameters

Product description



Item	Name	Materials
1	Plug	PA
2	Coil housing	Standard: PA 6 M12 connection: Duroplast (Epoxyd NU463) ATEX version: PPS
3	Valve body	PBT
4	Hollow bolt	Aluminium
	Seal materials	FPM

GEMÜ CONEXO

The interaction of valve components that are equipped with RFID chips and an associated IT infrastructure actively increase process reliability.



Thanks to serialization, every valve and every relevant valve component such as the body, actuator or diaphragm, and even automation components, can be clearly traced and read using the CONEXO pen RFID reader. The CONEXO app, which can be installed on mobile devices, not only facilitates and improves the "installation qualification" process, but also makes the maintenance process much more transparent and easier to document. The app actively guides the maintenance technician through the maintenance schedule and directly provides him with all the information assigned to the valve, such as test reports, testing documentation and maintenance histories. The CONEXO portal acts as a central element, helping to collect, manage and process all data.

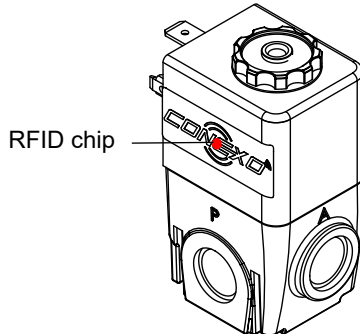
For further information on GEMÜ CONEXO please visit:

www.gemu-group.com/conexo

Ordering

GEMÜ Conexo must be ordered separately with the ordering option "CONEXO" (see order data).

Installing the RFID chip



Availability

Electrical connection code ¹⁾	Voltage/Frequency code ²⁾				Control function code ³⁾	
	C1	C4	G4	L4	1	2
00	X	X	X	X	-	X
01	X	X	X	X	X	X
02	X	-	-	-	X	-
03	X	-	-	-	X	-
05	X	X	X	X	X	X
06	X	X	X	X	X	X
08	X	X	X	X	X	X
09	X	-	-	-	X	X
10	X	X	X	X	X	X

1) Electrical connection

Code 00: Plug design A

Code 01: Plug design A, with cable socket, without cable

Code 02: M12 plug

Code 03: M12 plug, with cable socket, without cable

Code 05: Plug design A, with cable socket and 3m cable, encapsulated

Code 06: Plug design A, with cable socket, without cable, bridge rectifier and incandescent lamp

Code 08: Plug design A, with cable socket, without cable, glow lamp

Code 09: Plug design A, with cable socket, without cable, green LED, erasing diode

Code 10: Plug design A, with cable socket without cable, bridge rectifier, glow lamp and varistor

2) Voltage/Frequency

Code C1: 24 V DC

Code C4: 24 V/50 - 60 Hz

Code G4: 120 V/50 - 60 Hz

Code L4: 230 V/50 - 60 Hz

3) Control function

Code 1: Normally closed (NC)

Code 2: Normally open (NO)

Control function	Option	
	ATEX version ¹⁾ code 01, 04, 05, 07, 11	Without ATEX approval ²⁾ code 00, 02, 03, 06, 08, 09
Normally closed (code 1)	X	X
Normally open (code 2)	-	X

1) ATEX versions

Option

Code 01: ATEX

Code 04: ATEX, manual override

Code 05: ATEX silencer

Code 07: ATEX, manual override, silencer

Code 11: ATEX, manual override, silencer with exhaust air throttle

2) Without ATEX approval

Option

Code 00: Without

Code 02: Manual override

Code 03: Silencer

Code 06: Manual override, silencer

Code 08: Manual override, silencer with exhaust air throttle

Code 09: Silencer with exhaust air throttle

Order data

The order data provide an overview of standard configurations.

Please check the availability before ordering. Other configurations available on request.

Order codes

1 Type	Code
Pilot solenoid valve, directly controlled, direct mount/hollow bolt	0324

2 DN	Code
DN 2	2

3 Body configuration	Code
Multi-port version	M

4 Connection type	Code
Threaded socket DIN ISO 228, with hollow bolt G 1/4	14
Threaded socket DIN ISO 228, with hollow bolt G 1/8	18
Threaded socket DIN ISO 228, with hollow bolt M5	M5

5 Valve body/solenoid material	Code
PA, polyamide	74

6 Seal material	Code
FPM	4

7 Control function	Code
Normally closed (NC)	1
Normally open (NO)	2

8 Voltage/Frequency	Code
24 V DC	C1
24 V/50 - 60 Hz	C4
120 V/50 - 60 Hz	G4
230 V/50 - 60 Hz	L4

9 Electrical connection	Code
Plug design A	00
Plug design A, with cable socket, without cable	01
M12 plug, (only NC and 24V DC version)	02
M12 plug, with cable socket, without cable, (only NC and 24V DC version)	03
Plug design A, with cable socket, 3 m cable, encapsulated (only ATEX version)	05
Plug design A, with cable socket, without cable, bridge rectifier and incandescent lamp, (with reverse battery protection), (for ≤ 48 V)	06

9 Continuation of Electrical connection	Code
Plug design A, with cable socket, without cable, glow lamp (for ≥ 120 V)	08
Plug design A with cable socket, without cable, green LED, suppression diode, (only for 24V DC version)	09
Plug design A, with cable socket, without cable, bridge rectifier, glow lamp and varistor, (for ≥ 120 V)	10

10 Option	Code
Without	00
ATEX (only electrical connection 05, only control function normally closed)	01
Manual override (only control function 1, normally closed)	02
Silencer	03
ATEX, manual override (only electrical connection 05 and for control function 1, normally closed)	04
ATEX silencer (only electrical connection 05 and for control function 1, normally closed)	05
Manual override, silencer (only control function 1, normally closed)	06
ATEX, manual override, silencer (only electrical connection 05 and for control function 1, normally closed)	07
Manual override, silencer with exhaust air throttle (only control function 1, normally closed)	08
Silencer with exhaust air throttle	09
ATEX, manual override, silencer with exhaust air throttle (only electrical connection 05 and for control function 1, normally closed)	11

11 Maximum operating pressure	Code
10 bar	10

12 Type of design	Code
Without	

12 Continuation of Type of design	Code
Media wetted area cleaned to ensure suitability for paint applications, parts sealed in plastic bag	0101

13 CONEXO	Code
without	
Integrated RFID chip for electronic identification and traceability	C

Order example

Order option	Code	Description
1 Type	0324	Pilot solenoid valve, directly controlled, direct mount/hollow bolt
2 DN	2	DN 2
3 Body configuration	M	Multi-port version
4 Connection type	14	Threaded socket DIN ISO 228, with hollow bolt G 1/4
5 Valve body/solenoid material	74	PA, polyamide
6 Seal material	4	FPM
7 Control function	1	Normally closed (NC)
8 Voltage/Frequency	C1	24 V DC
9 Electrical connection	01	Plug design A, with cable socket, without cable
10 Option	00	Without
11 Maximum operating pressure	10	10 bar
12 Type of design		Without
13 CONEXO		without

Technical data

Medium

Working medium:	Quality classes to DIN ISO 8573-1
Dust content:	Class 4, max. particle size 15 µm, max. particle density 8 mg/m ³
Oil content:	Class 4, max. oil concentration 5 mg/m ³
Pressure dew point:	Class 4, max. pressure dew point +3 °C



Temperature

Ambient temperature:	-10 to 50 °C
Media temperature:	-10 to 50 °C

Pressure

Operating pressure:	0 to 10 bar
Flow rate:	Control function:
	Normally closed (code 1): 70 l/min
	Normally open (code 2): 40 l/min

Product compliance

Explosion protection:	ATEX (2014/34/EU), order code Option
ATEX marking:	Gas:  II 2G Ex mb II T4
	Dust:  II 2D Ex tD A21 IP65 T130°C
	Type examination certificate: PTB 03 ATEX 2018 X

Mechanical data

Weight:	150 g
Corrosion resistance class:	KBK 2
Isolation class:	F
Protection class:	IP 65
Max. switching frequency:	5 Hz
Switching times:	On: 11 ms
	Off: 20 ms

Electrical data

Supply voltage: AC operation: 24 V, 120 V, 230 V
DC operation: 24 V

Power consumption:

AC operation	
Normally closed (NC)	Pull in: 11.5 W Hold in: 8.5 W
Normally open (NO)	6.8 W
DC operation	
Normally closed (NC)	4.5 W
Normally open (NO)	6,8 W

Permissible voltage tolerance: $\pm 10\%$ to VDE 0580

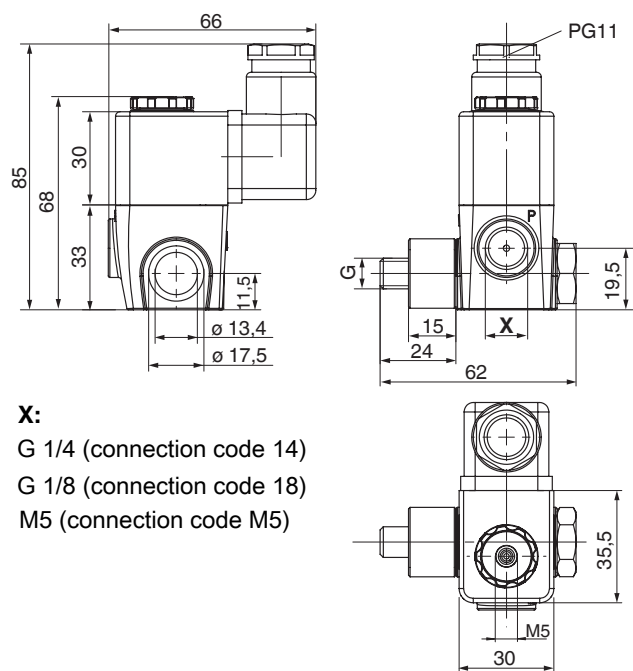
Duty cycle: Continuous duty

Max. perm. ripple: 20 %

Electrical connection type: Plug design A
Cable diameter: 8 to 10 mm
Optional: M12 plug, cable socket
Optional: ATEX version with 3 m cable (H05V2V2-F 3G1, external \varnothing 7 mm)

Note: DC coils are used for the AC version of normally open (NO) solenoid valves.
For these AC applications with normally open (NO) valves a plug with an integrated bridge rectifier must be used (e.g. GEMÜ 1221 000 Z 0012 230 50/60).

Dimensions



X:

G 1/4 (connection code 14)

G 1/8 (connection code 18)

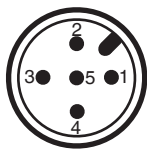
M5 (connection code M5)

Dimensions in mm

Electrical connection

M12 plug (code 02, 03)

Pin assignment



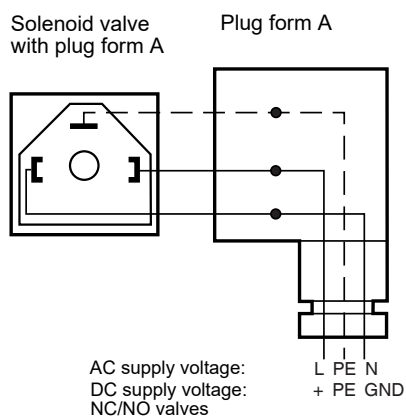
Plug assignment X1 (A-coded)

Pin	Signal name
1	n. c.
2	n. c.
3	Uv, GND
4	Uv, 24 V DC supply voltage
5	n. c.

Plug design A (code 00, 01, 05, 06, 08, 09, 10)

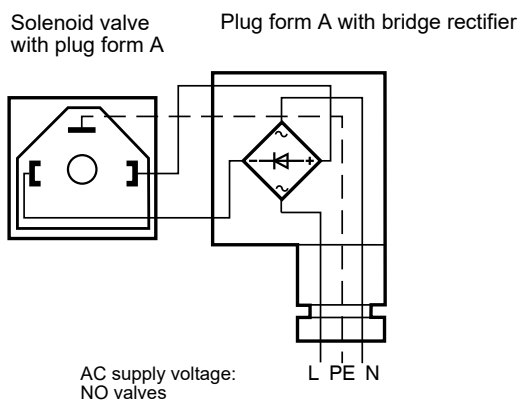
Without bridge rectifier

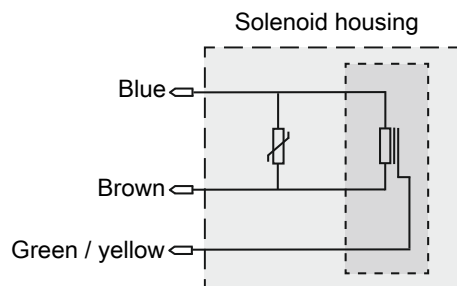
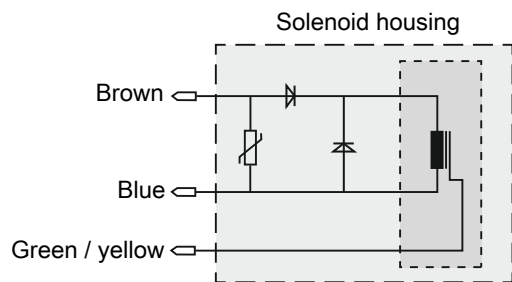
Control function 1 (NC), AC/DC voltage
control function 2 (NO), DC voltage



With bridge rectifier

Control function 2 (NO), AC voltage



ATEX version (DC version)**ATEX version (AC version)**



GEMÜ Gebr. Müller Apparatebau GmbH & Co. KG
Fritz-Müller-Straße 6-8, 74653 Ingelfingen-Criesbach, Germany
Phone +49 (0)7940 123-0 · info@gemue.de
www.gemu-group.com