


## Product Information

## Measurement Data Acquisition

# Temperature Module EBT - AP1 / EBT - AP2 / EBT - AP3 / EBT - AP4 / EBT - AP5



- Internal Pt1000 sensor
- Robust ABS housing
- Long-term temperature monitoring

## Characteristics

The EBT - AP is used for long-term temperature monitoring. The sensor module is particularly suitable for industrial applications due to its robust design.

The temperature is measured by the internal Pt1000 sensor, the measuring values and min-/max- values can be read out via EASYBus interface.

The housing of the module is made of robust ABS. For example fitting length or probe tube diameter of the probes can be modified according to customer preferences. Direct configuration is possible for devices with option VO (on-site display). Additionally there is the possibility to configure the modules by means of the EASYBus-Configurator software.

## Design types

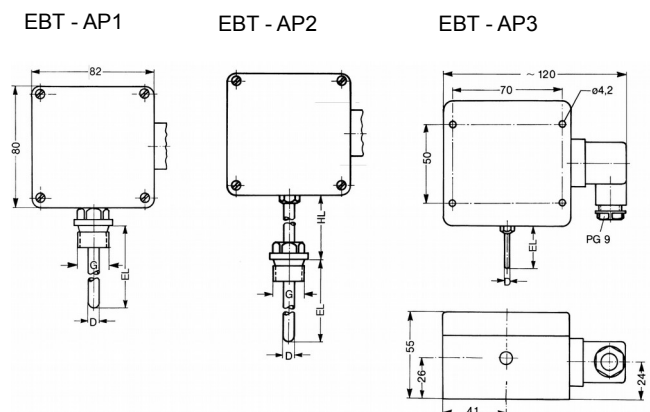
<b>EBT - AP1</b>	with thread G for direct screw-in
<b>EBT - AP2</b>	for higher temperatures, with thread G in distance to housing, with neck tube length HL
<b>EBT - AP3</b>	indoor / outdoor module for wall mounting (varnished electronics necessary for outdoor application)
<b>EBT - AP4</b>	duct probe with centrally mounted sensor tube pointing downwards

<b>EBT - AP5</b>	Transmitter for already existing Pt1000 sensors or if housing has to be in distance to sensor (e.g. due to very high ambient temperatures or constructional necessities)
------------------	--

## Technical data

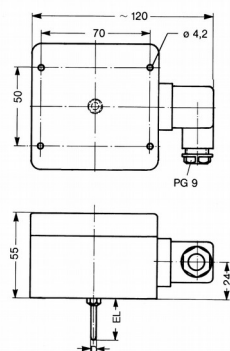
	EBT-AP1	EBT-AP2	EBT-AP3	EBT-AP4	EBT-AP5
Measuring range [°C]	-50.0..+150.0	-50.0..+400.0	-50.0..+150.0	-50.0..+150.0	-199.9..+650.0
Sensor	Pt1000				
Accuracy	sensor: DIN class B (optional: 1/3 DIN class B) electronics: ±0.2 % of m.v. ±0.2 °C				
Sensor connection					2-wire
Working temperature	0..70 °C (electronics)				
Electric connection	elbow-type plug EN 175301-803/A				
Process connection (standard)	thread G ½	—	—	—	—
Fitting length (standard)	EL = 100 mm	EL = 100 mm	EL = 50 mm	EL = 100 mm	—
Neck tube length (standard)	—	HL = 50 mm	—	—	—
Diameter Ø (Standard)	D = 6 mm	D = 6 mm	D = 3 mm	D = 6 mm	—
Housing	ABS; probe V4A				
Protection class	IP65				
Bus load	1.5				

## Dimensions

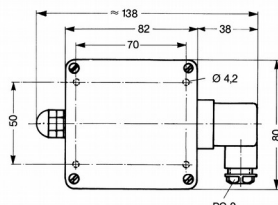


continued on next page

**Product Information**



EBT - AP4



EBT - AP5

**Ordering code**

EBT - 1. - 2. - 3. - 4. - 5. - 6.

<b>1. Design type</b>	
AP1	with thread, without neck tube
AP2	with thread, with neck tube
AP3	indoor / outdoor probe
AP4	duct design
AP5	for connection of external probes
<b>2. Fitting length EL (only for types AP1, AP2, AP3, AP4)</b>	
050	50 mm (standard for AP3)
100	100 mm (standard for AP1, AP2, AP4)
xxx	any EL in mm e.g. 070 = 70 mm
<b>3. Probe diameter D (only for types AP1, AP2, AP3, AP4)</b>	
03	Ø 3 mm (standard AP3)
04	Ø 4 mm
05	Ø 5 mm
06	Ø 6 mm (standard AP1/2/4)
08	Ø 8 mm
<b>4. Thread (only for types AP1 and AP2)</b>	
G1	G ½ (standard)
G2	G ¼
G5	G ⅜
M5	M5
M6	M6
M8	M8
M0	M10
M2	M12
<b>5. Length of neck tube HL (only for types AP2)</b>	
050	50 mm (standard)
xxx	any HL in mm (e.g.: 100 = 100 mm)
<b>6. Option (combination of multiple options upon request)</b>	
00	without option
VO	on-site display (display + operating buttons)
LACK	board varnished on both sides (for outdoor usage)
1/3B	higher sensor accuracy ⅓ DIN class B