


N 630.15 SERIES EXPLOSION PROOF PUMPS



N 630.15 ST.9 E Ex

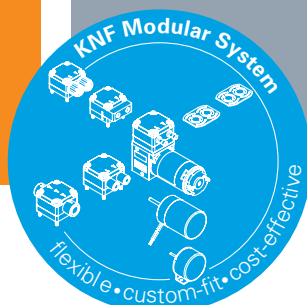
ADVANTAGES

- High maximum operating pressure even in explosive environments
- High chemical resistance
- Durable even with difficult operating conditions
- High level of gas tightness: approx. 6×10^{-3} mbar x l/s
- Flameproof motor with intrinsically safe terminal box for simple installation

POSSIBLE AREAS OF USE

- Environmental monitoring – especially in potentially explosive fields
- Process industry
- Chemical industry
- Energy technology
- Maritime – especially for engine monitoring and emission measurement

Please visit our website
www.knf.com
to get more information



PERFORMANCE DATA

Series model	N 630.15 - 50 Hz Version		N 630.15 - 60 Hz Version
Material design	ST.9 E Ex		
Pump head	Stainless steel		
Diaphragm	PTFE-coated		
Valves	Stainless steel		
Flow rate at atm. pressure (l/min)	30.0	35.0	
Ultimate vacuum (mbar abs.)	70		
Max. operating pressure (bar rel./psig)	9.0/131.0		
Permissible ambient temperature (°C)	+5 ... +40		
Permissible media temperature (°C)	+5 ... +40		
Weight (kg/lbs)	56.5/125.0		

ELECTRICAL DATA

Voltage (V)	230/400	200/346	220/380	277/480
Motor	Three-phase motor			
Protection class motor	IP 55			
Protection class pump	IP 20			
Frequency (Hz)	50	50/60	60	
Power P ₂ (W)	550			
Explosion protection three-phase motor	Ex II 2G Ex de IIC T4 Gb			
I _N (A), 50 Hz	2.25/1.3	2.77/1.6	-	
I _N (A), 60 Hz	-	2.68/1.55	2.25/1.45	2.0/1.16
Explosion protection pump parts	Ex II 2G Ex h IIB+H2 T3 Gb			

N 630.15 ST.9 E EX

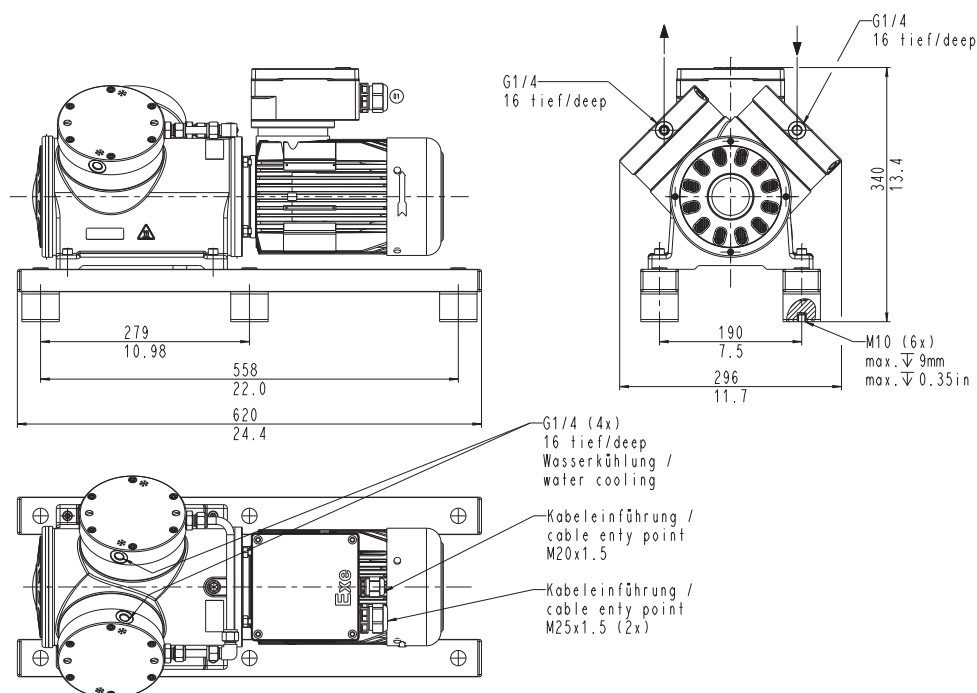
PERFORMANCE DATA

Series model	Flow rate at atm. pressure (l/min) ¹⁾	Max. operating pressure (bar rel./psig)	Ultimate vacuum (mbar abs.)
N 630.15 ST.9 E Ex - 50 Hz	30.0	9.0/131.0	70
N 630.15 ST.9 E Ex - 60 Hz	35.0	9.0/131.0	70

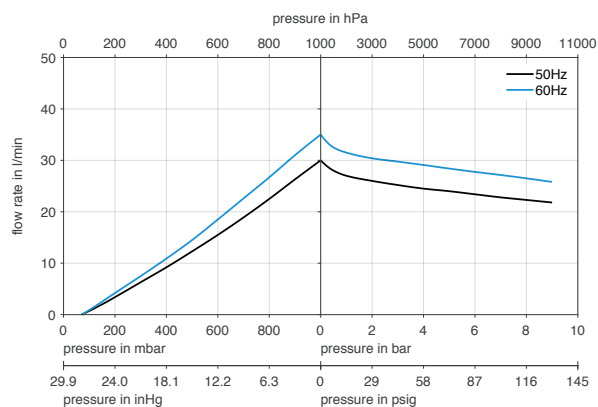
¹⁾ Flow rate determined at 20 °C, 1013 mbar abs.

(Pressure 0 to 1013 mbar abs. in accordance with ISO 21360-1/2)

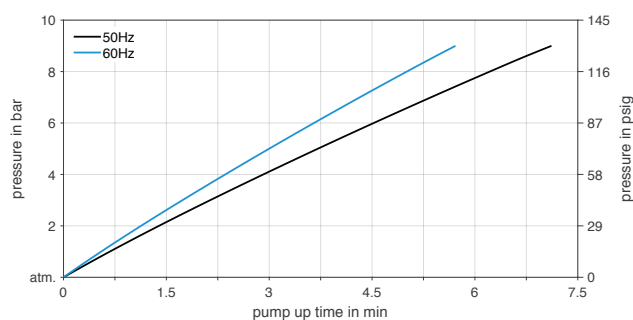
N 630.15 ST.9 E EX





N 630.15 ST.9 E EX



N 630.15 ST.9 E EX | PUMP UP TIME FOR 20 LITER VESSEL



ACCESSORIES

Description	Illustration	Part No.
Connection water cooling device N 630.15 ST.9 E Ex		310443
Inlet filter		316661
Wrench for retainer plate		321664

SPARE PARTS

Description	Part No.
Spare parts kit N 630.15 ST.9 E Ex	321882

The performance values for the series models shown on this data sheet were determined under test conditions. The actual performance values may differ and depend in particular on the usage conditions and therefore on the specific application, on the parameters of the components involved in the user's system and on any technical modifications carried out which deviate from the standard configuration or the as delivered condition.

If individual designs have been created for specific customers on the basis of series models, other technical performance data may apply. Before operation begins, the relevant operating instructions and/or assembly or installation instructions should be read and the safety information contained in these instructions should be noted. KNF reserves the right to make changes to the product and the associated documentation without prior notice to the customer.



www.knf.com