

# NF 1.25

## DIAPHRAGM LIQUID PUMP



NF 1.25 RPDC



NF 1.25 RPDCB-4B

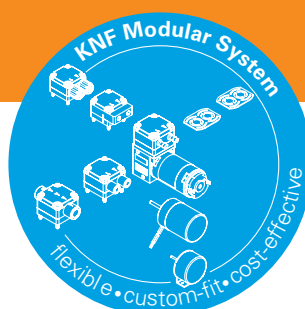
### ADVANTAGES

- Self priming and excellent for pressure
- Extreme chemical resistance
- Dry running, durable and maintenance free

### POSSIBLE AREAS OF USE

- Analysers
- Laboratory
- Cleaning industry
- Printing

Please visit our website  
[www.knf.com](http://www.knf.com)  
 to get more information.



### PERFORMANCE DATA

Series model	NF 1.25 DC	NF 1.25 DCB-B	NF 1.25 DCB-4B
Material options	RP		RT
Pump head	PPS		PPS
Diaphragm	EPDM		PTFE
Valves	EPDM		FFKM
Resonating diaphragm	EPDM		FFKM
Flow rate at atm. pressure (l/min)	0.3		
Suction height (mVg)	3		
Pressure head (mVg)	60		
Permissible ambient temperature (°C)	+5 to +40		
Permissible liquid temperature (°C)	+5 to +80		
Weight (g)	157	185	
IP protection factor	00	50	

### ELECTRICAL DATA

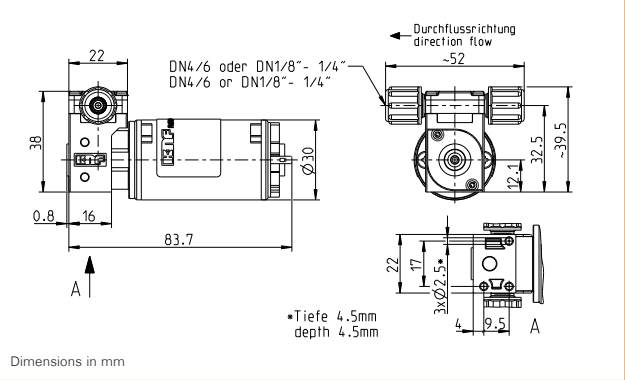
Operating voltage (V)	12/24	12/24	10-26.4
Power consumption (W)	4.9	5.8/6.2	7
I load max. (A)	0.41/0.20	0.48/0.26	0.53-0.25

# NF 1.25 DC

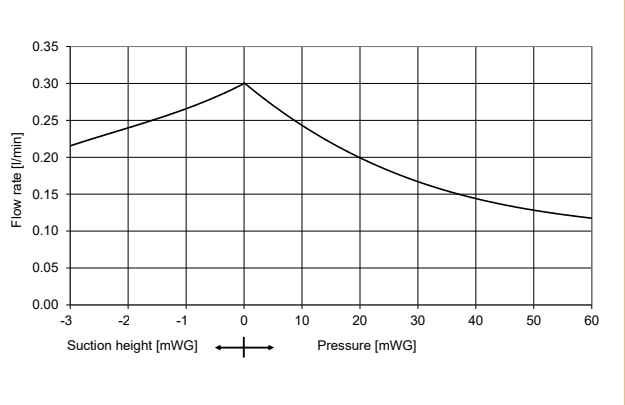
## PERFORMANCE DATA

Series model	Flow rate at atm. pressure (l/min)	Max. suction height (mWg)	Max. pressure head (mWg)
NF 1.25 DC	0.3	3	60

## NF 125 DC



## NF 125 DC FLOW CURVE



## ELECTRIC SPECIFICATIONS

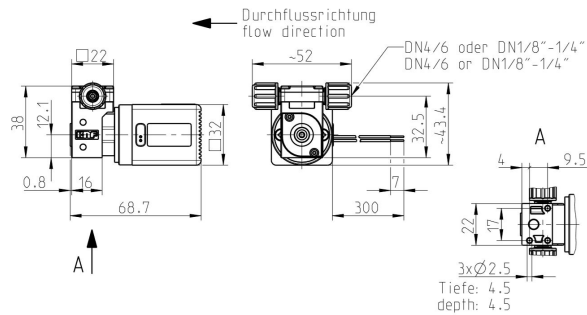
Wires	Soldering lug
Wires assignment	red = +VS black = -VS/GND

# NF 1.25 DCB-B

## PERFORMANCE DATA

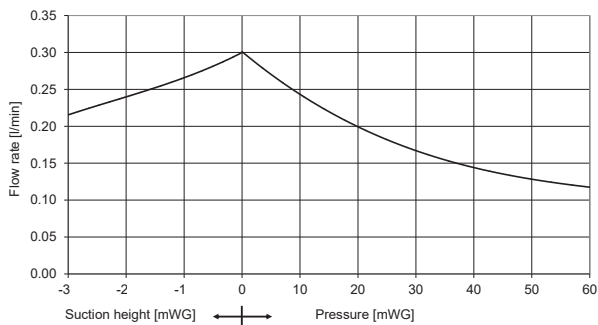
Series model	Flow rate at atm. pressure (l/min)	Max. suction height (mWg)	Max. pressure head (mWg)
NF 1.25 DCB-B	0.3	3	60

## NF 1.25 DCB-B



Dimensions in mm

## NF 1.25 DCB-B FLOW CURVE



## ELECTRIC SPECIFICATIONS

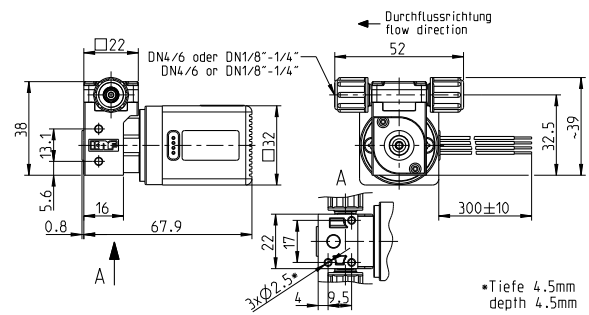
Wires	AWG 24
Wires assignment	red = +VS black = -VS/GND

# NF 1.25 DCB-4B

## PERFORMANCE DATA

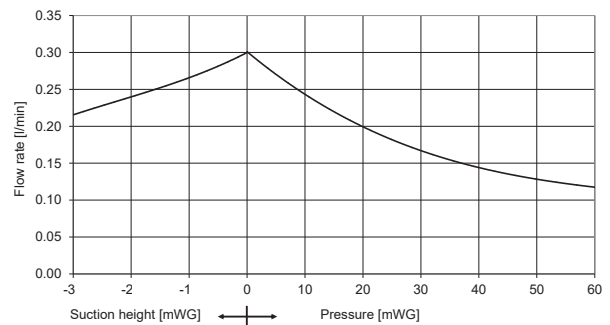
Series model	Flow rate at atm. pressure (l/min)	Max. suction height (mWg)	Max. pressure head (mWg)
NF 1.25 DCB-4B	0.3	3	60

## NF 1.25 DCB-4B

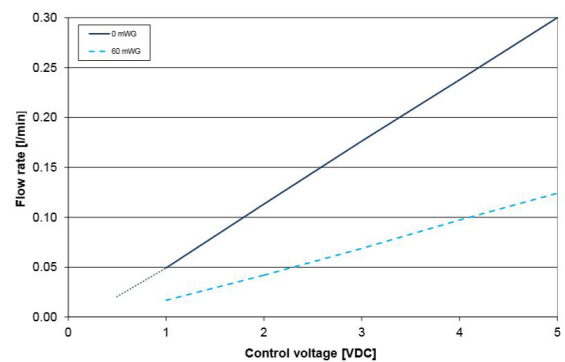


Dimensions in mm

## NF 1.25 DCB-4B FLOW CURVE






## NF 1.25 DCB-4B CONTROL CURVE



## ELECTRIC SPECIFICATIONS

Wires	AWG 24
Wires assignment	red = +VS black = -VS/GND white = Vctrl-input green = FG-output
Input signal	0-5 V

OPTIONS			
Description	Illustration	Part No.	Details
Motors with special voltages or frequencies			
Electrical connectors			Specific customers requirements such as special connections (Molex, AMP, etc.)
Different hydraulic connection types			
Other head materials			







#### NSF National Sanitary Foundation

This certification will confirm that all of the pumps with the code .51 are certified for the use with foods/consumables.

#### DIGITAL CUSTOMIZATION

Thanks to digital technology, this pump can be quickly adapted to the customer's system. This is done by parametrizing the firmware of the motor at KNF.

ACCESSORIES			
Description	Illustration	Part No.	Details
Fastening elements			
Diaphragm pressure control valve			The pressure control valve can be used for a more accurate control of flow against a fluctuating back pressure, metering into a vacuum and from a pressurised system.
Pulsation damper			This very versatile pulsation damper reduces the vibration in hoses and pipes and it helps to remove pulsation which is preventing the system from functioning correctly.
Filter			KNF filters protect both pumps and other upstream instrumentation and hydraulic circuits against particulate, crystals and fibres which can improve optimum operation.

The performance values for the series models shown on this data sheet were determined under test conditions. The actual performance values may differ and depend in particular on the usage conditions and therefore on the specific application, on the parameters of the components involved in the user's system and on any technical modifications carried out which deviate from the standard configuration or the as delivered condition.

If individual designs have been created for specific customers on the basis of series models, other technical performance data may apply. Before operation begins, the relevant operating instructions and/or assembly or installation instructions should be read and the safety information contained in these instructions should be noted. KNF reserves the right to make changes to the product and the associated documentation without prior notice to the customer.



[www.knf.com](http://www.knf.com)