



- Different voltage ranges according to EN 60309
- Safe to transport in stainless steel carrying frame with large carrying handle, free-standing set-up on feet
- Large temperature range of use
- High mechanical impact and shock resistance
- Perfect protection against penetration of liquids and dusts
- 3D data for download on the website

E3

MY R. STAHL 8570S



The R. STAHL SolConeX 8570/16 series coupler sockets with switch socket are used to connect portable and stationary electrical equipment as well as cables and circuits in hazardous areas. Application range in Zone 1, 21 with full AC-3 switching capacity up to 16 A. With their stainless steel carrying frame with large carrying handle, they are easy to transport and can be positioned on the feet flexibly and securely.

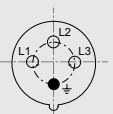
Further product options available:

- Further voltage ranges according to EN 60309
- Silicone-free versions
- Customer-specific label plates
- Plates also in stainless steel

	IECEx / ATEX					
Zone	0	1	2	20	21	22
Installation in		•	•		•	•

Selection Table								
Product description		16 A coupler socket						
Figure	Detailed number of poles	Coding (clock hour position)	Rated operational voltage AC	Colour code	Frequency range	Product Type	Art. No.	Weight
	1 P + N + PE	4	100 ... 130 V AC	Yellow	50 / 60 Hz	8570/16-304-S-26-X-XX-XXX	274064	2.1 kg
	2 P + PE	6	200 ... 250 V AC	Blue	50 / 60 Hz	8570/16-306-S-26-X-XX-XXX	274065	2.1 kg
	3 P + N + PE	5	347/600 ... 400/690 V AC	Black	50 / 60 Hz	8570/16-505-S-26-X-XX-XXX	274048	2.45 kg
		6	200/346 ... 240/415 V AC	Red	50 / 60 Hz	8570/16-506-S-26-X-XX-XXX	274049	2.45 kg
		7	277/480 ... 288/500 V AC	Black	50 / 60 Hz	8570/16-507-S-26-X-XX-XXX	274050	2.45 kg

Selection Table

Product description		16 A coupler socket						
Figure	Detailed number of poles	Coding (clock hour position)	Rated operational voltage AC	Colour code	Frequency range	Product Type	Art. No.	Weight
	3 P + PE	5	600 ... 690 V AC	Black	50 / 60 Hz	8570/16-405-S-26-X-XX-XXX	274061	2.35 kg
		6	380 ... 415 V AC	Red	50 / 60 Hz	8570/16-406-S-26-X-XX-XXX	274062	2.35 kg
		7	480 ... 500 V AC	Black	50 / 60 Hz	8570/16-407-S-26-X-XX-XXX	274063	2.35 kg

Technical Data

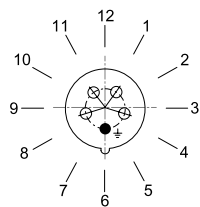
Explosion Protection	
Area of application	European Union (ATEX) IECEx
Area of application Note	Other country markings available on request
IECEx gas explosion protection	Ex db eb IIC T6 ... T5 Gb
IECEx dust explosion protection	Ex tb IIIC T73 °C Db
ATEX gas explosion protection	Ⓔ II 2 G Ex db eb IIC T6 ... T5 Gb
ATEX dust explosion protection	Ⓔ II 2 D Ex tb IIIC T73 °C Db
Certificates	ATEX (PTB), Brazil (ULB), China (CQST), IECEx (PTB), India (PESO), Korea (KTL), Taiwan (ITRI)
Ship approval	DNV
Declaration of conformity	ATEX (EUK), China (CCC)
Electrical Data	
Rated operational current	16 A
Rated operational current note	Usable for up to 20 A depending on the connection cross-section
Utilisation category	AC-3: 690 V / 16 A AC-3: 500 V / 20 A DC-1: 110 V / 16 A UL508: 600 V / 20 A
Switching capacity main contacts	4 kW: 200 to 250 V AC 7.5 kW: 380 to 500 V AC 11 kW: 600 to 690 V AC
Device Specific Data	
Back-up fuse with thermal protection	35 A gG
Back-up fuse without thermal protection	16 A gG
Ambient Conditions	
Ambient temperature	-50 °C to +65 °C
Notes	For further information, see the operating instructions.
Mechanical Data	
Degree of protection IP (IEC 60529)	IP66
IP degree of protection (IEC 60079)	IP64
Enclosure material	Polyamide, Glass fibre reinforced
Mounting frame material	Stainless steel
Silicone-free	No
Solid connection cross-section	1 x 1.5 mm² ... 2 x 6 mm²
Finely stranded connection cross-section	1 x 1.5 mm² ... 2 x 4 mm²
Impact strength (IEC 60079)	7 J
Impact strength (IEC 62262)	IK10
Lockable in	in 0- and I-position
Interlock	Prevents the plug from being pulled under load
Components	
Cable entry note	Entry 1: Lower left Entry 2: Lower right
Entry 1 model	CMP-25A2F100 TER n-pl. br.

Technical Data

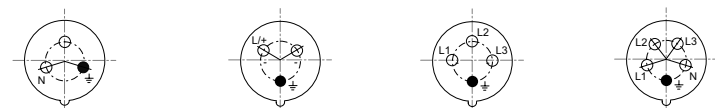
Components	
Entry 1 type	Metal cable gland
Entry 1	M25 x 1.5
Entry 1 clamping range	11.5 – 19.5 mm
Metal entry possible 1	Yes
Entry 2 model	8290/3-M25
Entry 2 type	Polyamide stopping plug
Entry 2	M25 x 1.5
Metal entry possible 2	No

Arrangement of earth contact sleeves

Position of clock hour position
Example: 6 h position



Arrangement of socket contacts and terminal markings



1 P + N + PE

2 P + PE

3 P + PE

3 P + N + PE

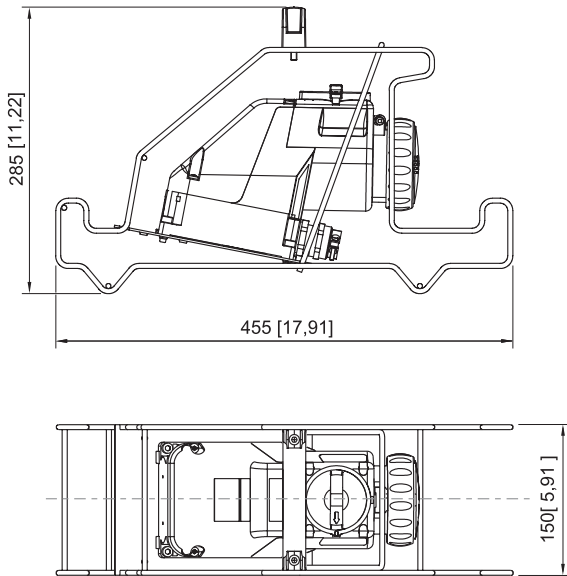
Arrangement of the socket contacts and terminal markings in the 6 h position
(view from the front side of the sockets to the socket contacts)

Accessories

Figure	Description	Art. No.	Weight
Dust cover for sockets, series 8570			
	Retrofittable dust protection for 3-pole sockets	253118	6 g
Dust cover for sockets, Series 8570			
	Retrofittable dust protection for 4-pole sockets	255003	8 g
Dust cover for sockets, series 8570			
	Retrofittable dust protection for 5-pole sockets	255004	8 g

Spare Parts

Figure	Description	Art. No.	Weight
Repair set for Series 8570 sockets			
	Repair set 8570 hinged cover, 3-pole, blue	274116	95 g
	Repair set 8570 hinged cover, 3-pole, yellow	274117	95 g
	Repair set 8570 hinged cover, 4-pole, black	274114	115 g
	Repair set 8570 hinged cover, 4-pole, red	274113	115 g
	Repair set 8570 hinged cover, 5-pole, black	274109	125 g
	Repair set 8570 hinged cover, 5-pole, red	274108	125 g



Coupler socket