



TSURUMI PUMP

100BPZ 3-phase 50Hz

BPZ-series 100mm discharge,
wet-well and dry-well installation, hydraulically
highly efficient channel impeller and IE3 premium
efficiency motor, moisture sensor

Sewage pump for municipal and industrial
sewage water. The pumps are as a standard
equipped with a moisture sensor and a cooling
jacket and thus can constructively be installed
dry- and wet-well mounted. Option for
explosion-proof version available.





Closed single-channel impeller

The channel impeller prevents clogging by solid-matters and fibrous components in the medium.

Optional Accessories:

- duck-foot for guide rails:
 - guide support
 - duck foot
- Bend
- Stand set for free-standing version










Available options

- Explosion proof version
- Oil sensor
- Motor versions up to 2.9 kW in d.o.l., 3.7kW-motor either in d.o.l.- or star-delta-start, from 5 kW on only start-delta-start
- All pumps can be operated with soft-starter and frequency-converter

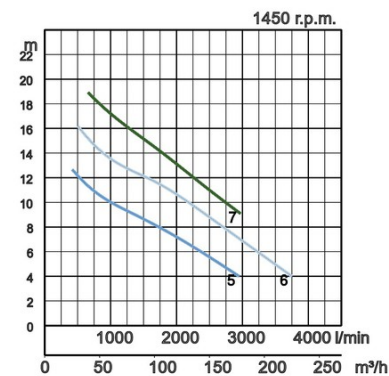
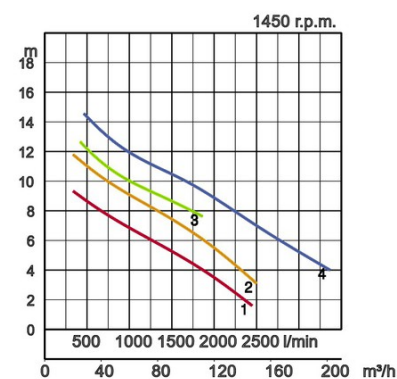


Specifications:

Model		Colour code curve		Bore mm	Power output kW	Phases	r.p.m.	Head max. m	Capacity max. l/min	Starting method	Dry weight kg without cable		Impeller passage mm
free standing	with guide rail fitting										free standing	with guide rail fitting	
100BPZM42.9	TOS100BPZM42.9		1	100	2,9	3	1450	9,2	2448	direct	138,0	138,0	100
100BPZM43.7	TOS100BPZM43.7		2	100	3,7	3	1450	11,7	2500	star/delta	138,0	138,0	100
100BPZM43.7H	TOS100BPZM43.7H		3	100	3,7	3	1450	12,6	1863	star/delta	142,0	142,0	100
100BPZM45.0	TOS100BPZM45.0		4	100	5,0	3	1450	14,4	3367	star/delta	142,0	142,0	100
100BPZM45.0L	TOS100BPZM45.0L		5	100	5,0	3	1450	12,6	2950	star/delta	142,0	142,0	100
100BPZM46.5	TOS100BPZM46.5		6	100	6,5	3	1450	16,3	3750	star/delta	160,0	160,0	100
100BPZM48.5H	TOS100BPZM48.5H		7	100	8,5	3	1450	18,9	2970	star/delta	192,0	184,0	100

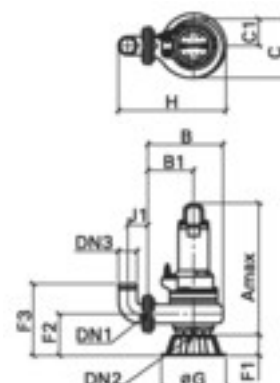
3.7 kW version available in d.o.l. or star-delta

ø Discharge bore mm			100mm
Pumping Fluid	Type of Fluid		Municipal sewage
	Temperature		0-40°C
Pump	Compo- nents	Impeller	Single channel impeller
		Shaft Seal	Double mechanical seal
		Bearings	Shielded ball bearings
	Material	Impeller	Grey iron casting EN-GJL-250
		Casing	Grey iron casting EN-GJL-250
		Shaft Seal	SiC, upper in oil bath
		Wearing	Bronze
	Motor	Motor Protector (built-in)	
Insulation		Insulation class H	
Phase / Voltage		3-phase / 400V / 50Hz / s.d.	
Lubrication		Turbine oil (ISO VG32)	
Type, Poles		Induction motor, 4 poles, IP68	
Material		Casing	Grey iron casting EN-GJL-250
		Shaft	Stainless steel EN-X14Cr-Mo-S17
		Cable	Rubber, 10m H07RN8-F
Discharge Connection			Flange DIN/ANSI DN100 (PN10)
Optional Accessories			Guide rail fitting "TOS" (guide support, duck foot bend, lifting chain) / Bend and stand set for free standing types



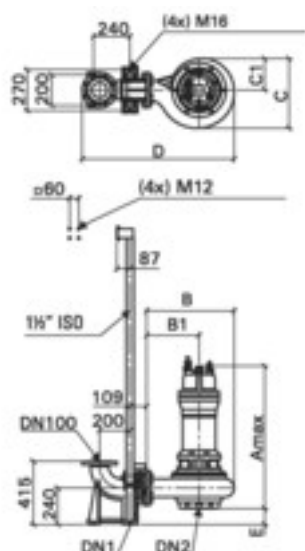
Dimensions in mm:

Model	A	B	B1	C	C1	DN1	DN2	DN3	F1	F2	F3	G	H	J1
100BPZM42.9	765	422	265	331	155	100	100	4"	125	248	433	395	642	122
100BPZM43.7	765	422	265	331	155	100	100	4"	125	248	433	395	642	122
100BPZM43.7H	761	460	280	342	155	100	100	4"	125	245	430	450	684	122
100BPZM45.0	761	460	280	342	155	100	100	4"	125	245	430	450	684	122
100BPZM45.0L	761	460	280	342	155	100	100	4"	125	245	430	450	684	122
100BPZM46.5	831	460	280	342	155	100	100	4"	125	245	430	450	684	122
100BPZM48.5H	844	585	345	457	225	100	150	4"	125	245	430	450	764	122



Dimensions - guide rail fitting type in mm:

Model	A	B	B1	C	C1	D	DN1	DN2	E
100BPZM42.9	765	422	265	331	155	846	100	100	117
100BPZM43.7	765	422	265	331	155	846	100	100	117
100BPZM43.7H	761	460	280	342	155	884	100	100	120
100BPZM45.0	761	460	280	342	155	884	100	100	120
100BPZM45.0L	761	460	280	342	155	884	100	100	120
100BPZM46.5	831	460	280	342	155	884	100	100	120
100BPZM48.5H	844	585	345	457	225	1009	100	150	120



Tsurumi (Europe) GmbH

Wahlerstr. 10

D-40472 Düsseldorf

Tel.: +49 (0)211-4179373

Fax: +49 (0)211-417937-480

Email: sales@tsurumi.eu

www.tsurumi.eu

We reserve the right to change specifications and designs herein for improvement without prior notice. Our pumps are for professional use only. In the event that Tsurumi (Europe) GmbH have, in exceptional cases taken over, a manufacturer's warranty, this entitles the enduser to assert remedy free of charge against Tsurumi (Europe) GmbH due to any defect to the product occurring during the guarantee period (see below), also then when the warranty claims against the seller do not or no longer exist. In the event of malfunction, which is attributable to the improper handling by the enduser, no guarantee claim shall arise. Further claims shall not result from the warranty, unless if something to the contrary has explicitly been determined. The decision as to whether remedy is effected by way of replacement or repair shall be at the choice of Tsurumi (Europe) GmbH. The claims shall be time barred after a period of three months after expiry of the guarantee period, however, not before expiry of the warranty period which is valid towards the seller. In the event of doubt, the warranty period shall correspond with the warranty period which is valid between the end-user and his seller.

sew-BPZ_100mm-EN

