




**TSURUMI PUMP**

**C** 3-phase  
50Hz

Sewage pump with cutter mechanism

Saw-shaped fixed blades are used in combination with carbide blades in an impeller-integrated structure. This construction ensures that fibrous foreign matter is cut up and sewage is transferred without clogging.






### Non-clog impeller with cutter mechanism

A "cutter mechanism" is provided by the combined action of a carbide blade integrated into a non-clog impeller and the saw-shaped inner surface of a suction cover. Please carefully consider type of solids and maximum passage way when selecting a cutter pump. For support, please contact Tsurumi or your local dealer.













### Optional Accessories:

- Guide rail fitting consisting of:
  - Guide support / Guide hook
  - Duck foot bend
  - Lifting chain
- Discharge bend
- Stand for free standing type (5,5kW or over)

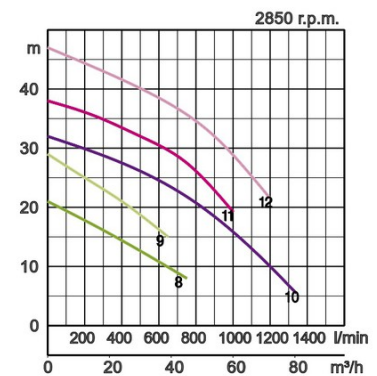
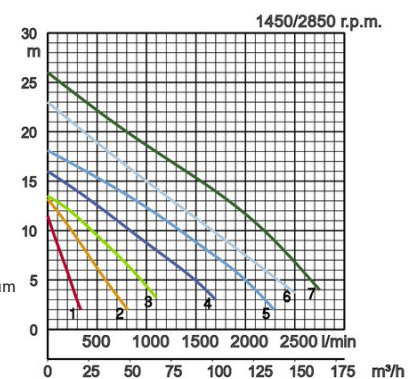




## Specifications:

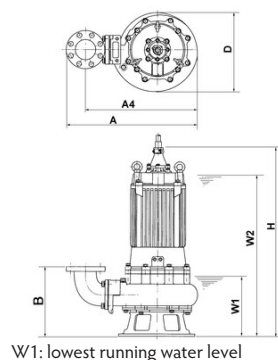
Model		Colour code curve		Bore mm	Power output kW	Phases	r.p.m.	Head max. m	Capacity max. l/min	Starting method	Dry weight kg without cable		Impeller passage mm
free standing	with guide rail fitting										free standing	with guide rail fitting	
50C2.75	TOS50C2.75		1	50	0,75	3	2850	11,5	335	direct	24,0	23,0	21
80C21.5	TOS80C21.5		2	80	1,5	3	2850	13,2	810	direct	36,0	34,0	37
100C42.2	TOS100C42.2		3	100	2,2	3	1450	13,5	1100	direct	70,0	64,0	44
100C43.7	TOS100C43.7		4	100	3,7	3	1450	16,0	1700	direct	86,0	80,0	60
100C45.5	TOS100C45.5		5	100	5,5	3	1450	18,1	2290	direct	140,0	133,0	40
100C47.5	TOS100C47.5		6	100	7,5	3	1450	23,0	2500	direct	159,0	152,0	40
100C411	TOS100C411		7	100	11	3	1450	26,0	2750	star/delta	184,0	177,0	50
80C22.2-CR	TOS80C22.2-CR		8	80	2,2	3	2850	21,0	750	direct	70,0	64,0	20x31
80C23.7-CR	TOS80C23.7-CR		9	80	3,7	3	2850	29,0	650	direct	70,0	64,0	22x31
80C25.5-CR	TOS80C25.5-CR		10	80	5,5	3	2850	32,0	1340	direct	125,0	117,0	29x23
80C27.5-CR	TOS80C27.5-CR		11	80	7,5	3	2850	38,0	1000	direct	130,0	122,0	26x23
80C211-CR	TOS80C211-CR		12	80	11	3	2850	47,0	1200	star/delta	160,0	152,0	26x25,5

ø Discharge bore mm			50mm, 80mm, 100mm
Pumping Fluid	Type of Fluid		Wastewater and liquid carrying waste and foreign matters
	Temperature		0-40°C
Pump	Compo-nents	Impeller	Non-clog impeller with cutter mechanism
		Shaft Seal	Double mechanical seal
		Bearings	Shielded ball bearings
	Material	Impeller	Grey iron casting EN-GJL-200 with sintered tungsten carbide alloy tip, Chromium iron casting with sintered tungsten carbide alloy tip
		Casing	Grey iron casting EN-GJL-200
		Suction Plate	Ductile iron casting EN-GJS-700-2, Chromium iron casting
		Shaft Seal	Silicon carbide in oil bath
Motor	Motor Protector (built-in)		Circle thermal cut-out
	Insulation		Insulation class E, Insulation class F
	Phase / Voltage		3-phase / 400V / 50Hz / d.o.l., 3-phase / 400V / 50Hz / s.d.
	Lubrication		Turbine oil (ISO VG32)
	Type, Poles		Induction motor, 2 poles, IP68, 4 poles
	Material	Casing	Grey iron casting EN-GJL-150, Grey iron casting EN-GJL-200
		Shaft	Stainless steel EN-X6Cr13, Stainless steel EN-X30Cr13
Cable		Rubber, NSSHÖU	
Discharge Connection			Inside thread, JIS10K flange
Optional Accessories			Guide rail fitting "TOS" (guide support, duck foot bend, lifting chain) / Bend and stand set for free standing types



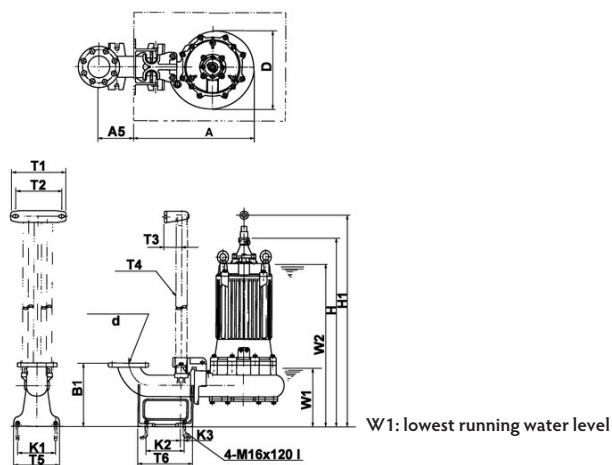
## Dimensions in mm:

Model	A	A4	B	D	H	W1	W2
50C2.75	405	351	196	250	415	145	385
80C21.5	446	392	234	250	536	190	465
100C42.2	594	489	328	324	616	225	570
100C43.7	602	497	333	331	680	235	635
100C45.5	687	582	372	400	824	335	700
100C47.5	687	582	372	400	814	335	720
100C411	710	605	372	431	1000	300	840
80C22.2-CR	519	427	289	260	611	180	565
80C23.7-CR	519	427	291	260	613	180	565
80C25.5-CR	615	522	320	345	879	225	745
80C27.5-CR	615	522	320	345	879	225	745
80C211-CR	615	522	320	345	927	225	770



## Dimensions - guide rail fitting type in mm:

Model	A	A5	D	H	H1	W1	W2
50C2.75	368	175	250	459	650	190	430
80C21.5	410	165	250	586	-	240	515
100C42.2	484	165	324	631	790	240	585
100C43.7	490	-	339	690	860	245	645
100C45.5	619	181	384	822	1160	305	690
100C47.5	619	181	384	812	1155	305	710
100C411	642	181	431	934	1265	300	805
80C22.2-CR	435	165	260	640	860	205	595
80C23.7-CR	435	165	260	640	860	205	595
80C25.5-CR	530	165	320	877	1200	220	745
80C27.5-CR	530	165	320	877	1200	220	745
80C211-CR	165	530	320	925	1250	220	765



Dischcharge bore mm d	T1	T2	T3	T4	T5	T6	K1	K2	K3	B1	
50mm	50	230	185	50	25	160	200	120	120	10	250
80mm	80	230	195	60	32	220	250	170	170	15	290
100mm	100	230	195	60	32	220	250	170	170	15	290

## Tsurumi (Europe) GmbH

Wahlerstr. 10  
D-40472 Düsseldorf  
Tel.: +49 (0)211-4179373  
Fax: +49 (0)211-417937-480  
Email: [sales@tsurumi.eu](mailto:sales@tsurumi.eu)  
[www.tsurumi.eu](http://www.tsurumi.eu)

We reserve the right to change specifications and designs herein for improvement without prior notice. Our pumps are for professional use only. In the event that Tsurumi (Europe) GmbH have, in exceptional cases taken over, a manufacturer's warranty, this entitles the enduser to assert remedy free of charge against Tsurumi (Europe) GmbH due to any defect to the product occurring during the guarantee period (see below), also then when the warranty claims against the seller do not or no longer exist. In the event of malfunction, which is attributable to the improper handling by the enduser, no guarantee claim shall arise. Further claims shall not result from the warranty, unless if something to the contrary has explicitly been determined. The decision as to whether remedy is effected by way of replacement or repair shall be at the choice of Tsurumi (Europe) GmbH. The claims shall be time barred after a period of three months after expiry of the guarantee period, however, not before expiry of the warranty period which is valid towards the seller. In the event of doubt, the warranty period shall correspond with the warranty period which is valid between the end-user and his seller.

sew-C-EN

